



Complete catalogue **2017**

We power your life

English

**BACH
MANN**

**BACH
MANN**



Peter Bachmann | CEO



Dear reader,

to promote Life Quality at all levels of interaction is our company goal. Particularly in times when economic and social conditions are changing dramatically, this is especially important to us.

Right now it is vital to be able to rely on your (business) partners. Respect and honesty, know-how and the creation of long-term values are what drive us. Our innovative products and services reflect the spirit of our honest interest in understanding the needs of our customers and in creating relevant added value from it.

Today and in the future, our products and our interaction with partners aren't just based on quality-focused, traditional values; we are also open to and interested in pursuing new approaches with you, to the benefit of our shared business idea and our social responsibility.

Now and in the future, we stand for genuine partnerships, where all parties gain value and create potential for the future. This applies internally to our BACHMANN Community just as it does to you, our external network of partners and customers.

I am firmly convinced that our common possibilities are limited only by our creativity.

Dear readers, I invite you to be inspired by this catalogue. This excerpt from our performance portfolio is also an invitation to you to discuss and jointly explore with us your ideas and requirements.

Never before have there been so many opportunities to positively shape the future. Together, we have the means to do so. I look forward to join forces with you.

Kindly yours,

Contents

3 Editorial
by Peter Bachmann, CEO

6 About us
Facts and figures about BACHMANN

8 Product highlights
and new products at a glance

10 Technologies and function modules
Save energy

14 New design
for a better overview

16 Power distribution
Power strips | Distributors | Plugs/couplings | Adapters

64 Connection panels
Integrated units | Surface-mounted units | Floor units | Accessories

138 Network and media technology
Custom Modules | Active media technology components

164 Cables
Power | Data | Audio/video

190 Lamps
Mobile | Stationary

200 Electrotechnical accessories
InterBÄR

216 IT power distribution
Power distribution units (PDU)

254 Glossary
Explanations of technical terms

256 International connector systems
Socket types | Plug types

262 BACHMANN International
Intercompany | Partners | Country Managers

264 Index
Sorted by article number

279 Pictograms
and their meaning



Quick finder

Use the tab on the right-hand side to find the desired product range as quickly as possible.

QUICK FINDER

Power distribution

Power strips | Distributors | Plugs/couplings | Adapters

POWER DISTRIBUTION

Connection panels

Integrated units | Surface-mounted units | Floor units | Accessories

CONNECTION PANELS

Network and media technology

Custom Modules | Active media technology components

NETWORK AND MEDIA TECHNOLOGY

Cables

Power | Data | Audio/video

CABLES

Lamps

Mobile | Stationary

LAMPS

Electrotechnical accessories

InterBÄR

ELECTROTECHNICAL ACCESSORIES

IT power distribution

Power distribution units (PDU)

IT POWER DISTRIBUTION

About us

1947

The year BACHMANN was founded

More than 2000

standard products

20

different design awards

12

subsidiaries

Over 700

employees

25

trading partners worldwide



Research & development

- Company's sites in Germany and China
- Company's labs for conducting function and safety tests
- Certification in line with the strictest standards (e.g. DIN EN ISO 9001)
- Strong development network with external partners



Sales channels

- Subsidiaries:
 - BACHMANN Romania S.R.L. (Medias, Romania)
 - BACHMANN Hong Kong Ltd. (Hong Kong, China)
 - BACHMANN S.A.R.L. (Tremblay, France)
 - BACHMANN Electrical Engineering Ltd. (Milton Keynes, UK)
 - BACHMANN S.A. (Barcelona, Spain)
- International agents:
 - Albania, Austria, Belgium, Bosnia-Herzegovina, Bulgaria, Croatia, Czech Republic, Denmark, Estonia, Finland, Greece, Hungary, Iran, Ireland, Italy, Latvia, Lithuania, Luxembourg, Macedonia, Montenegro, Netherlands, Norway, Poland, Portugal, Russia, Serbia, Slovakia, Slovenia, Sweden, Switzerland, UK, Ukraine
- Close partnership with electrical wholesalers
- Key account managers
- Customised OEM solutions
- Individual project solutions

For contact details of all **contacts**,
see page 262.

Production

- Production sites in Germany, Romania and China
- 100% function testing in production



Our German production site in Gumpelstadt, Thuringia.


Product highlights



KAPSA | p. 92

KAPSA's classic, reduced forms make it a power strip that is design-orientated, space-saving and modular – designed for the kitchen, office and many other areas in living and work

environments. With immediate effect, KAPSA is also available in X-small (2-way) and XX-small (1-way) lengths.



PIX | p. 100

The stylish PIX range is a collection of delicate, round sockets and connection units that can be used in many different ways – in the office, kitchen, public lounge or at home.

Used alone or in your chosen combination, the decorative rings are available in various colours and can be interchanged. The PIX has an optionally available swivel-mounted lid, protecting from dust and dirt.

VENID | p. 66

As part of a modern work and conference environment, the desk connection panel VENID offers both exceptional design and high functionality. The original desktop material can be fitted quickly and easily in the mounting frame, so the desktop and connector panel form a harmonious unit.



Custom Module USB charger | p. 154

The new USB double charger (5 V/2.4 A) in Custom Module size makes light work of charging devices. The universal and flexible solution is particularly well suited for retrofitting BACHMANN products with a Custom Module mount, for situations where a lack of space has meant that charging was not possible in the past. The USB chargers are powered by the Wieland device connector system GST18i3. The chargers are supplied with protection against overcharging, overvoltage, short circuits and overheating as standard. Charging standards: Apple devices fast charging, Samsung Galaxy Tab devices fast charging, BC1.2 Charging Specification.



SMART Adapter | p. 56

The new SMART Adapter series offers convenience and safety in response to your demand for intelligent living – all packed into a timeless, modern design. The SMART Adapters offer greater security for your entertainment electronics and allow electrical consumers to be easily and remotely switched using a smartphone or remote control – and end devices to be charged with USB standard.



Generation BN3000 – BN7500 | p. 216

The BN3000 – BN7500 generation of our BlueNet products is synonymous with state-of-the-art technology – whether in the form of power distribution units (PDUs) that can be cascaded via Modbus, integrated AC/DC sensitive residual current monitoring (RCM), command line tools or the rotating OLED display.

BlueNet
Efficient Power Management

Technologies and function modules


BACHMANN products are distinguished by their functionality and high technical standards. It is important to us that we tailor our products as specifically as possible to you. So, in addition to the standard functionalities, our products can be configured with the technologies and function modules presented in this catalogue.

We aim to satisfy your individual requirements as best we can.

Can't find a functionality? Want to ask something else? Please contact us for an individual quotation!

Overvoltage protection

These days, the failure of electrical and electronic devices is a real nightmare scenario. So protecting such devices from excess electrical voltage is a core function. Don't worry: the BACHMANN strips with built-in overvoltage protection are the answer.



Mains and frequency filters

Mains and frequency filters ensure effective screening and smoothing of the input voltage. Only "clean" voltage gets through our mains and frequency filters. Voltage stabilisation and the filtering out of disturbance frequencies allows the connected device to run properly and smoothly.




Residual current circuit breakers/miniature circuit breakers

The residual current circuit breaker/miniature circuit breaker integrated in a BACHMANN strip gives you peace of mind. You can choose between the two circuit breakers; a combination of the two is possible as well, of course.



Anti-theft bracket

The anti-theft bracket is fitted permanently in the product and allows a Kensington lock to be affixed. Anti-theft protection for mobile hardware such as laptops, desktop PCs, projectors, LCD screens, tablets, etc.




Wi-Fi module

Wi-Fi technology allows electrical devices to be remotely switched using a smartphone and/or tablet. The SMART Adapter offer an easy-to-install system, which holistically meet the requirements of usability and flexibility. The Wi-Fi SMART Adapters can also be linked with the 433 MHz Radio SMART Adapters and are therefore ideal for smart living.



USB charger (permanent installation)

The USB charger component has 2 ports with 5V max. 2.15A. Integrated in BACHMANN products, the ability to charge mobile devices using the universal USB charger is very convenient and the integrated mains adapter saves also space for socket outlets.



USB 3.0 hub

The USB 3.0 hub is an active USB component. It has a plug mains adapter that supplies the connected USB devices with power.



Data switch

Small, compact and easy to integrate into BACHMANN power strips: the high-speed network data switch provides PoE (Power over Ethernet) for selected devices.



Radio modules (868 MHz and 433 MHz)

The radio modules allow sockets to be remotely switched by hand. Particular attention is paid to the radio range, radio penetration and switching reliability. The flexibility and convenience of this technology can be seen in applications such as controlling circulating pumps (heating), devices behind furniture and in other hard-to-reach locations, room lighting and appliances with standby mode (e.g. entertainment systems).





Save energy

One of the biggest challenges we face today is taking a careful and sustainable approach to the use of resources. It goes without saying that this includes responsible use of energy. The BACHMANN product range includes various technologies which help to save energy, thereby protecting the environment and cutting costs.

BENEFITS

- **Improvement to carbon footprint**
- **Environmental protection**
- **Saving energy means lower costs**

SMART Adapter

The new SMART Adapter series offers convenience and safety in response to your demand for intelligent living – all packed into a timeless, modern design. The SMART Adapters offer greater security for your entertainment electronics and allow electrical devices to be easily and remotely switched using a smartphone or remote control – and end devices to be charged with USB standard.

- Energy saving by preventing electronic equipment running unnecessarily in standby mode.

 **For detailed information about the SMART Adapters, see page 56.**



Automatic switch-off **E**

While power strips with switches are generally well suited for energy saving since they can prevent the connected equipment being left in standby mode, people unfortunately often forget to switch them off. The automatic switch-off function saves energy automatically using intelligent electronics.



- 30 seconds after the device connected to the master socket is shut down/switched off, it automatically disconnects and all the devices connected to slave sockets (e.g. PC, TV) from the mains supply too.
- Power can be restored simply by pressing the button.
- Optional remote-controlled relay (mounts simply on the desk-/tabletop)
- Energy saving per workplace (with PC, monitor and printer) up to 200 kWh/year.




Master & Slave **E**

Energy can also be automatically saved using a master and slave power strip. By switching off or on the device into the master socket, this and all the devices connected to the slave sockets (e.g. PC, TV) are automatically switched off or on accordingly.

A particularly convenient feature is that the master-and-slave electronics are also suitable for master appliances with remote control.

- Automatically isolates the master unit and all slave units from the mains supply once the master unit is shut down/switched off.
- Once the master unit has been switched on, it automatically switches on this and all slave units.
- Integrated LED indicates switching state
- Energy saving per workplace (with PC, monitor and printer) up to 150 kWh/year



Timer switches **E**

Numerous appliances both at home and at work can be used significantly more efficiently with a simple-to-operate timer switch. The timer switch thinks for you, and so the user does not need to be concerned with switching on and off.

- Switches connected devices automatically on and off within the pre-set time window



For detailed information about the timer switches, see page 58.



Energy measuring instruments **E**

Identifying "power guzzlers" is essential if monitoring and reduction of energy consumption is to be effective. This energy measuring instrument gives a complete and clear overview of which device or group of devices is consuming excessive power. It measures energy consumption (kWh) and current effective power (W), thus enabling the desired savings to be made.

- For monitoring energy consumption and advance energy cost calculation for the devices connected.
- With plug adapter for mobile use in different electrical devices



For detailed information about the energy measuring instruments, see page 59.

New design for a better overview

FINDING YOUR WAY AROUND

The new catalogue structure features three levels: product family, product category and product variant.

QUICK FINDER

The seven product families are also printed on the outer edge of both sides of the page. This helps you find the various product families faster when using the catalogue.

PRODUCT DETAILS

The body text contains all central information such as product name, special product features, areas of use, benefits and – if applicable – design awards.

PRODUCT ATTRIBUTES

All the technical attributes of a product are shown together in the bottom left of the page and are marked using a gear symbol.

CONNECTION PANELS

● Connection panels | Integrated units | **TWIST**



TWIST

TWIST is a power strip for living and work environments such as the office, lounge or kitchen. With its compact design and low mounting depth, it is easily integrated in desks or kitchen worktops. Because the power cable is routed close to the housing, the mounting depth is only around 40mm, so the unit can be easily installed above a drawer.

With various surfaces and colours, TWIST blends easily into both modern and organic interiors. An ingenious fastening mechanism: after use, simply rotate the lid and the sockets disappear underneath it.

TWIST has won numerous highly renowned design prizes including the Good Design Award 2014, the Red Dot Product Design Award 2012, the Focus Open 2014 Silver and Interior Innovation Award 2014, the Best Office Award at the Office Next Moscow trade fair 2014 and lastly the Interzum Award: intelligent material & design 2015.

BENEFITS

- Just 40 mm mounting depth
- Quick and easy to install
- Suitable for subsequent assembly
- KEMA-KEUR approved
- Space-saving cable guide

AWARDS



Dimensions (H x Ø): 42.5 x 115 mm
Mounting depth: 40 mm
Desktop/tabletop thickness: as of 8 mm
Materials: Cover disc: metal
 Socket: plastic

Socket colour: black
Colour variants:



Watch the TWIST installation video at bachmann.com




TWIST

#					
Stainless steel look Power input: 2.0m cable with ferrules and mounting plug, enclosed					
931.000	2				
931.002		2			
931.008			2 (T23)		
Matt chrome Power input: 2.0m cable with ferrules and mounting plug, enclosed					
931.021	2				
931.016		2			
Matt chrome Power input: 0.2m cable and GST18 plug					
931.001	1				2
931.003		1			2
931.009			1 (T13)		2
Black (painted, similar to RAL9005) Power input: 2.0m cable with ferrules and mounting plug, enclosed					
931.100	2				
931.102		2			
Black (painted, similar to RAL9005) Power input: 0.2m cable and GST18 plug					
931.101	1				2
931.103		1			2
White (painted, similar to RAL9010) Power input: 2.0m cable with ferrules and mounting plug, enclosed					
931.200	2				
931.202		2			
White (painted, similar to RAL9010) Power input: 0.2m cable and GST18 plug					
931.201	1				2
931.203		1			2

Accessories

#	
Hole saw For installing the TWIST	
931.900	In wood/plastic Cutting depth up to 44 mm Diameter 105 mm
918.900	Adaptor tool for hole saw with centre drill



CONNECTION PANELS

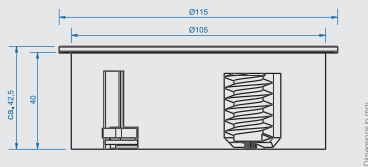


PRODUCT TABLES

Here, you will find product-specific information such as item numbers, version, colour, sockets etc. for all product versions.



With a mounting depth of just 40 mm, the TWIST is so compact that it is even possible to install it above a drawer.



Dimensions in mm

ADDITIONAL PRODUCT INFORMATION

Below or above the product tables, you will find more information about the product and installation drawings.

COMPATIBLE ADDITIONAL PRODUCTS

All information and page references to compatible additional products can be found in the bottom right of the page.

For suitable device supply cables, see from page 182.

For suitable Keystones, see from page 143.


Pictograms and their meaning can be found on page 279.

www.bachmann.com

PICTOGRAMS AND THEIR MEANING

Here, you will find details of the relevant page for an in-depth explanation of the pictograms (symbols) used.

Power distribution





Power strips

CONNECT LINE	18
PRIMO	20
TRADESMAN'S STRIP	22
CONNECTUS	24
STEP	26
SMART	30
SELLY	33
UNIVERSAL	34
Garden socket outlets	36
Outdoor (IP44)	37

Distributors


Cable reels	38
Kitchen connection box	42
Cooker and appliance connection sockets	44
CEE distributors	45
Energy cubes	46

Plugs / couplings

Mounting plugs / mounting couplings	47
Non-heating devices / heating devices	52
Wieland installation connection system	54

Adapters

SMART Adapter	56
Timer switches	58
Energy measuring instruments	59
Travel adapters	59
Thermostat adapter	60
Personal protection	61
CEE adapters	63



CONNECT LINE

BENEFITS

- **Compact power strip**
- **Versatile components**
- **USB double charger or overvoltage protection**
- **Flexible mounting options**
- **Plug and play**





Dimensions (W x H x D): see table x 53 x 52 mm

Profile: plastic

Socket colour: black



Colour variants: 



CONNECT LINE

· Supply cable: 2.0m H05VV-F 3G 1.5 mm² with right-angled plug with earthing contact

#							
420.0014	7	35°	●				438 mm
420.0013	5	35°	●				353 mm
420.0012	4	35°	●				311 mm
420.0021	5	35°	●			●	406 mm
420.0022	5	35°	●	●			396 mm
420.0019	8	35°					438 mm
420.0018	6	35°					353 mm
420.0017	4	35°					268 mm
420.0069	3	35°		●			278 mm
420.0068	3	35°		●	●		368 mm

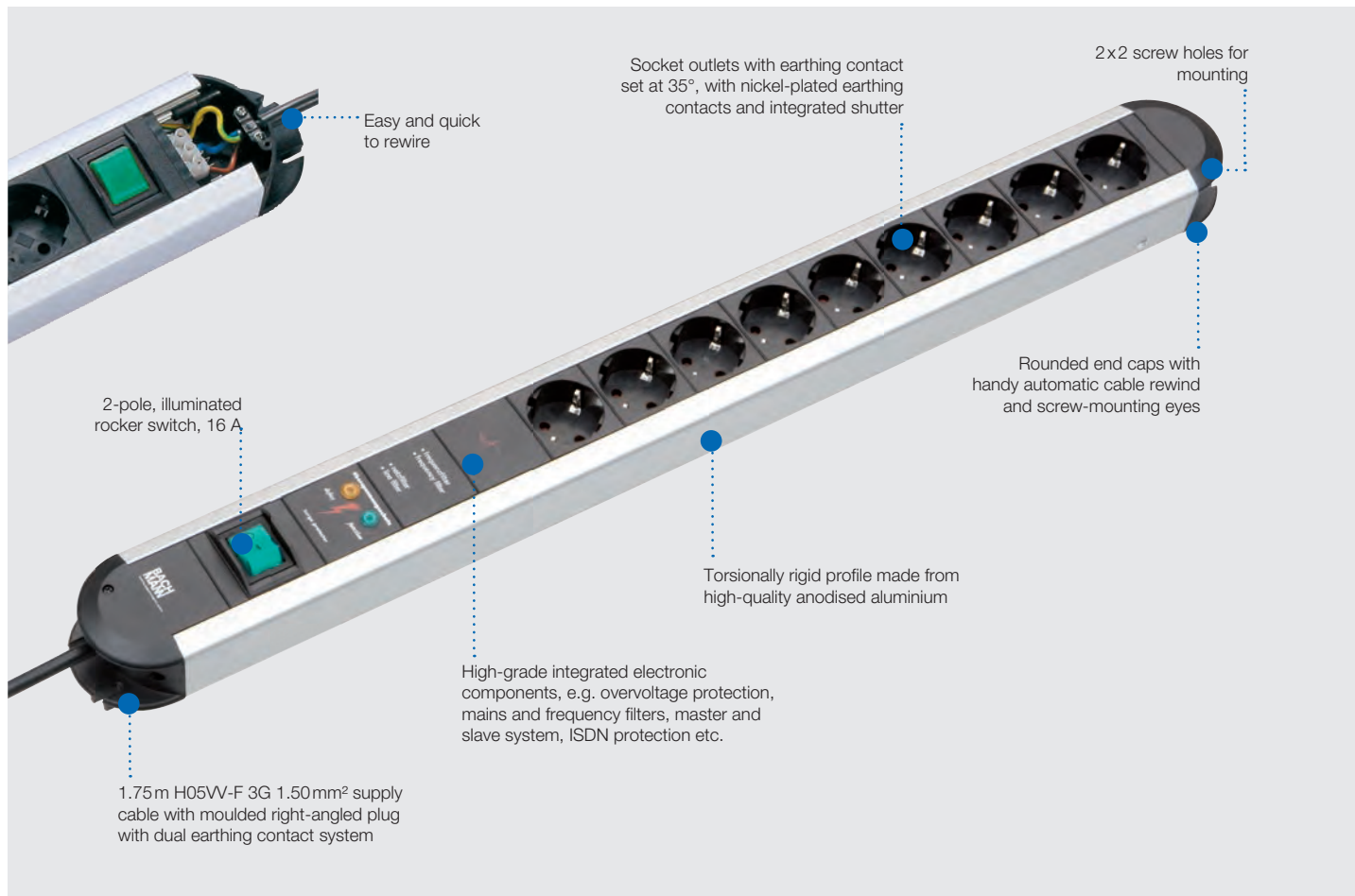


All items including mounting brackets



Overvoltage protection with filter:

Overvoltage protection – conforms to DIN EN 61643-11:2013-04; VDE 0675-6-11:2013-04, type 3, discharge current 6.5 kA, response time < 25 nS. Suitable for 16 A (miniature fuse on request) with varistors, temperature fuse, gas discharge arrester, visual LED function and failure indicator (acoustic signalling also available on request). Mains and frequency filters – conforms to DIN EN 60939-1:2011-04; VDE 0565-3:2011-04 for voltage peaks up to 30 MHz, damping diagram on data sheet.



PRIMO

BENEFITS

- **Tested components**
- **Halogen- and PVC-free sockets**
- **Variants with:**
 - **Overvoltage protection, type 3**
 - **Mains and frequency filters for voltage peaks up to 30 MHz**
 - **USB charger with 2.1 A charging current**
- **Available with bigger socket distance, ideal for connecting power supply unit plugs**



Dimensions (W x H x D): see table
Profile: aluminium



Colour variants:

PRIMO

· Supply cable: 1.75m H05VV-F 3G 1.50mm² with right-angled plug with earthing contact

#							
330.073	12	35°	●				690x71x54 mm
330.072	9	35°	●				560x71x54 mm
330.071	6	35°	●				431x71x54 mm
330.070	3	35°	●				304x71x54 mm
331.072	9	35°	●	●	●		690x71x54 mm
331.071	6	35°	●	●	●		560x71x54 mm
331.154	8	35°	●			●	560x71x54 mm
331.012	12	35°					690x71x46 mm
331.011	9	35°					560x71x46 mm
331.010	6	35°					431x71x46 mm
331.000	3	35°					304x71x46 mm
331.007	9	35°		●	●		645x71x47 mm
331.006	6	35°		●	●		515x71x47 mm
331.035	6	35°				●	516x71x83 mm
331.013	6	35°	●	●			474x71x54 mm
331.014	6	35°		●			474x71x54 mm

Master + slave |

333.071	1M+6S	35°		●	●		695x71x47 mm
332.071	1M+6S	35°					573x71x47 mm

ISDN | 1x ISDN input | 3x ISDN output

331.074*	6	35°	●	●	●		645x71x54 mm
----------	---	-----	---	---	---	--	--------------

15mm spacing | Black

331.055	6	90°	●	●	●	●	690x71x54 mm
---------	---	-----	---	---	---	---	--------------

85mm spacing | Black

331.032	5	35°					515x71x46 mm
---------	---	-----	--	--	--	--	--------------

Red colour | For IT power circuits

331.040	6	35°					390x71x46 mm
---------	---	-----	--	--	--	--	--------------

PRIMO

· Supply cable: 2.0m H05VV-F 3G 1.50mm² with right-angled plug with earthing contact

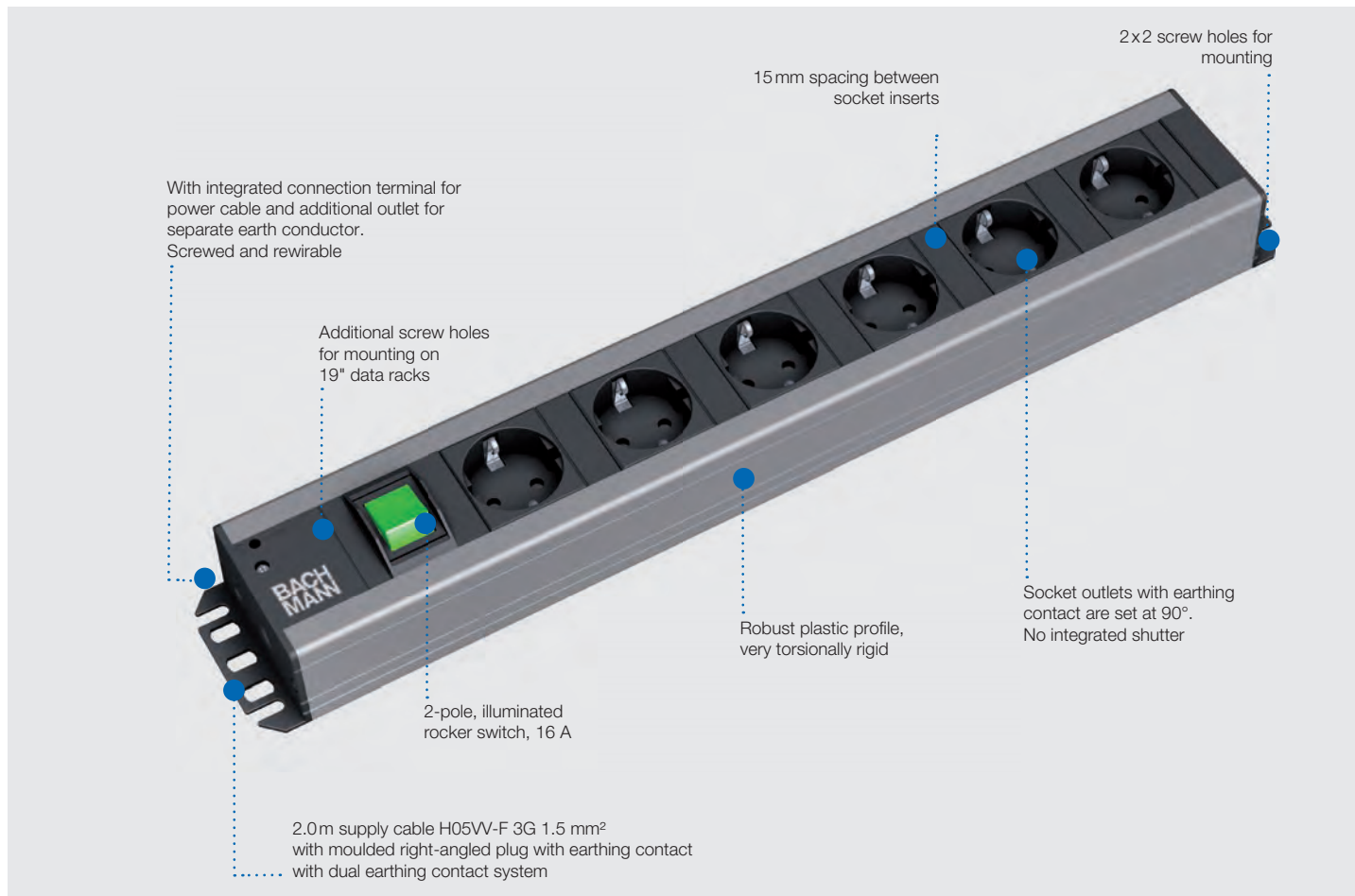
#		
331.089	1M+5S	670x71x47 mm

Master + slave + foot-operated switch | | 2x red continuous operation socket outlets with earthing contact | 0.1 m with GST18i3 plug | 0.1 m black with GST15/2 plug | Foot-operated switch with 2m supply cable



POWER DISTRIBUTION

* No storage type



TRADESMAN'S STRIP








BENEFITS

- **End caps with additional screw holes for mounting in data racks**
- **Additional earth conductor connection possible without opening the housing**
- **Strips available in 19" dimensions**
- **Available with 15 mm spacing between the sockets, ideal for easy positioning of mains adapter plugs and operating equipment**

	Dimensions (W x H x D): see table x 74 x 45 mm	Colour variants: 
	Profile: plastic		
	Socket colour: black		

TRADESMAN'S STRIP with standard distance between the sockets








· Supply cable: 2.0m with right-angled plug with earthing contact

#							19"	
300.006	8	35°					●	445 mm
300.007	7	35°	●				●	445 mm



TRADESMAN'S STRIP with 15 mm distance between sockets

· Supply cable: 2.0m with right-angled plug with earthing contact

#							19"	
300.030	5	90°	●			●	●	445 mm
300.011	6	90°	●	●				490 mm
300.012	6	90°	●	●	●			575 mm
300.005	12	90°	●					790 mm
300.004	9	90°	●					617 mm
300.003	6	90°	●				●	445 mm
300.002	12	90°						790 mm
300.001	9	90°						617 mm
300.000	6	90°					●	445 mm

Can be switched off individually

300.049	4	90°	4					453 mm
300.050	6	90°	3					526 mm

Supply cable and switch on opposite sides

300.008	6	90°	●					488 mm
---------	---	-----	---	--	--	--	--	--------



TRADESMAN'S STRIP with 868 MHz radio module

· Supply cable: 2.0m with right-angled plug with earthing contact

· 15 mm spacing between sockets

#				
---	---	---	---	--

Can be switched jointly | Radio module with one switching group

821.000	3			352 mm
821.001	6			525 mm
821.002	6	●	●	653 mm

Can be switched jointly | 1 x socket outlet with earthing contact, continuous voltage | Radio module with one switching group

821.032	4			395 mm
---------	---	--	--	--------

Can be switched in groups of 2 | 2x socket outlet with earthing contact, continuous voltage | Radio module with 3 switching groups

821.003	6	●	●	821 mm
---------	---	---	---	--------


Can be switched individually | 1 x socket outlet with earthing contact, continuous voltage | Radio module with 3 switching groups

821.033	4			432 mm
---------	---	--	--	--------



Radio remote control

· Radio remote control for switching the 868 MHz radio modules

#	
821.017	3 groups with 2 buttons each (ON/OFF) Status LED 3 buttons for pairing Sturdy design Operate with 2x micro AAA battery





CONNECTUS

BENEFITS

- **Very good value for money**
- **Practical automatic cable rewind**
- **Easy to mount using mounting holes**



Dimensions (W x H x D): see table

Profile: plastic











Material: plastic profile



Colour variants:



CONNECTUS

- Supply cable: 2.0m H05VV-F 3G 1.50mm² with right-angled plug with earthing contact
- Socket colour: black

#							
330.105	6		•	•	•		568x72x49 mm
330.104	6		•	•			480x72x49 mm
330.103	12		•				695x72x49 mm
330.102	9		•				570x72x49 mm
330.101	6		•				440x72x49 mm
330.100	4		•				355x72x49 mm
Master + Slave 							
330.107	1M+4S			•	•		610x72x49 mm
330.106	1M+4S						480x72x42 mm
330.106F*		1M+4S					480x72x49 mm
Master + Slave  With external button							
330.140	1M+4S					•	538x72x49 mm
With external button  1.5m cable to plug 1.5m cable to switch							
330.142	6						442x72x49 mm
330.153	6			•	•		572x72x49 mm
Orange switch							
330.104F*		6	•	•	•		480x72x49 mm
330.101F		6	•				440x72x49 mm
330.100F		4	•				355x72x49 mm

CONNECTUS

- Supply cable: 2.0m H05VV-F 3G 1.0mm² with C14 non-heating device plug
- Socket colour: red

#		
10A Micro fuse		
330.300	3	273x72x46 mm



POWER DISTRIBUTION



* No storage type



STEP

STEP embodies the principle of modularity with absolute consistency. The system is thus ideal for the flexible delivery of power and data to workstations, in partition systems, raised floors and other connection types.

The modular design of STEP power strips offers virtually endless possibilities: from simple power supply sets through to power strips with integrated data connections, RCDs/MCBs, overvoltage protection, media technology connections and much more.

STEP is equipped with Wieland GST18i3 as standard for the power supply and can therefore be supplied with a variety of cable lengths. Other plug connector systems can also be supplied on request.

BENEFITS

- **Modularity**
- **Versatile applications**
- **Installation connector system as standard**
- **Functional efficiency**



Dimensions (W x H x D): see table x52 x44 mm


Material: STEP BASE: plastic profile
STEP ALU: aluminium profile

Power input: GST18

Power output: GST18

Colour variants: 

STEP – the all-round system designed for expansion.



Perfectly tailored for the best connections

The STEP power strip is available with an aluminium or plastic profile. It is possible to connect multiple power strips together to form a modular system. STEP is designed primarily as a simple electricity supply unit for office workstations. Permanently installed devices such as PCs, monitors, printers, etc. can be connected to STEP.

STEP power strips have a power input and a power output, each of which is built into the end caps on the face end. The Wieland GST18 plug connectors fitted are particularly tried-and-tested solutions for office use and have the coding and latch mechanism required to comply with the applicable standard.

Various fixing options

STEP power strips are versatile in their application. They can be fitted, for example, under tabletops, in cable ducts and in partitions. Different attachment options are available to suit these various applications (on page 29).

STEP BASE power strips

#					
STEP BASE Socket colour: black					
336.600	3			35°	220 mm
336.603		3		35°	220 mm
906.1306*			2	45°	220 mm
906.0055*			4	45°	322 mm
336.604	4			35°	263 mm
336.606		4		35°	263 mm
336.626	5			35°	305 mm
STEP BASE Socket colour: red					
336.601	3			35°	220 mm
STEP BASE + 2 switches Socket colour: black					
906.0059*			2	45°	244 mm
STEP BASE + 1 switch Socket colour: black					
906.0060*			4	45°	365 mm



For suitable **device supply cables**, see from page 182.

For suitable **Custom Modules**, see from page 140.

* External earthing

Pictograms and their meaning can be found on page 279.

STEP ALU power strips

#								
---	--	--	--	--	--	--	--	--

STEP ALU | Socket colour: black

336.039	3							35°			220 mm
906.1075		3						35°			220 mm
906.014	4							35°			263 mm
336.046		4						35°			263 mm
906.1086*			3					90°			220 mm
906.000	2							35°	1		220 mm
906.002		2						35°	1		220 mm
906.071			2					90°	1		220 mm
336.079				2				45°	1		285 mm
906.001	2							35°	2		263 mm
906.009*		2						35°	2		263 mm
906.080*			2					90°	2		263 mm
906.0113*	2							35°	•	1	263 mm
906.1109									•		146 mm

STEP ALU | Socket colour: red

336.067	3							35°			220 mm
336.072		3						35°			220 mm
336.088		4						35°			263 mm

STEP ALU + 1 switch | Socket colour: black | Switch only switches sockets

906.003	3							35°			263 mm
---------	---	--	--	--	--	--	--	-----	--	--	--------

STEP ALU + 1 switch | Socket colour: black | Switch switches power output and sockets

906.031	3							35°			263 mm
---------	---	--	--	--	--	--	--	-----	--	--	--------

STEP ALU + 1 switch + RCD | Socket colour: black | Switch switches power output and sockets

906.150	2							35°			359 mm
---------	---	--	--	--	--	--	--	-----	--	--	--------


STEP ALU for custom modules set at 90° | Socket colour: black

906.024	2							35°	1 (90°)		220 mm
906.093		2						35°	1 (90°)		220 mm
906.0703*			2					90°	1 (90°)		220 mm
906.0704*				2				90°	1 (90°)		220 mm



STEP safety modules


#	
336.003	STEP ALU overvoltage protection Width: 147 mm 2kV overvoltage protection with function and fail indicator
336.004	STEP ALU overvoltage protection Mains and frequency filter Width: 220 mm 2kV overvoltage protection with function and fail indicator 30MHz mains filter
336.015	STEP ALU miniature circuit breaker Width: 220 mm Miniature circuit breaker, 16A, 2-pole Characteristic B
336.014	STEP ALU RCD Width: 220 mm Residual circuit breaker Response current 30 mA Response time 30 ms 2-pole
906.067	STEP ALU RCD Width: 220 mm Residual circuit breaker Response current 10 mA Response time 30 ms 2-pole
336.065	STEP ALU RCD Width: 220 mm Residual circuit breaker Response current 30 mA Response time 30 ms 2-pole Miniature circuit breaker 16A nominal current Characteristic B; 6kA



For suitable **device supply cables**, see from page 182.

For suitable **Custom Modules**, see from page 140.

STEP safety modules

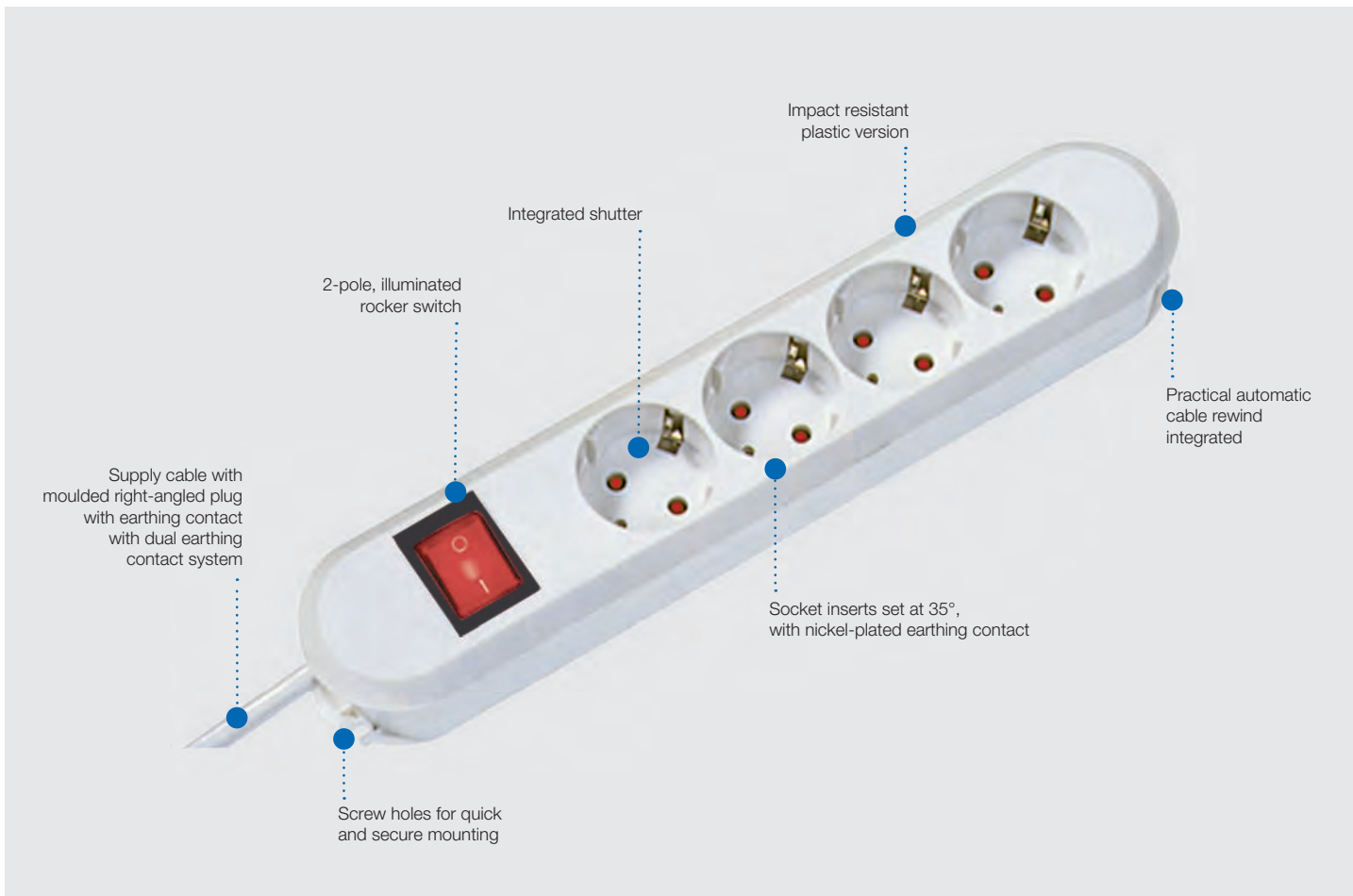
#	
336.006	STEP ALU master & slave E Width: 220mm Master & slave circuit with threshold value setting 10-100W
906.005	STEP ALU automatic switch-off E Width: 263mm Energy-efficient 1 x automatic switch-off with socket 1 x button connection with 0.5m cable and plug connector for connecting to 917.060 module



STEP accessories

#	
375.502	Mounting accessories 4x2.9x30mm screws 2x cover strips for the end caps as optical finish (to be placed on the end caps where two power strips are linked together) 1 x connection cover 1 x end cap for power output socket
940.096	Stainless steel mounting brackets For plugging into the rear of a STEP profile Ideal for use with power strips with data connections Packaging unit: 2 units
940.024	Stainless steel mounting bracket with elongated hole For plugging into the rear of a STEP profile With elongated hole (keyhole) for screwing into place, ideal for use with power strips with data connections Packaging unit: 1 x left, 1 x right
940.097	Straight stainless steel mounting brackets For plugging into the rear of a STEP profile For screwing in place, e.g. under a table Packaging unit: 2 units
375.529	STEP blanking strips For positioning on the end caps of the STEP power strip Optical finish Black plastic Packaging unit: 2 units
940.108	Steel sheet mounting plate For insertion into rear of STEP profile Tightening the nut on the threaded screw fixes the power strip in place 1 mounting plate including M5 screw, washer and nut
918.025	STEP plastic mounting clip For attaching STEP BASE and STEP ALU power strips In suitable cut-outs in steel sheet (thickness 2.0mm) 2 x plastic mounting clips 4 screws 2.9x30mm
918.123	Double-sided mirror tape Double-sided adhesive mirror tape Dimensions 200x30x3mm





SMART

BENEFITS

- **Product variants: rewirable and non-rewirable**
- **Overvoltage protection**
- **Easy to mount using screw holes**
- **Practical automatic cable rewind**
- **Robust design**

SMART

#	
Radio SMART 3x earthing contact 433 MHz Power strip with integrated radio remote switch, 10A/230V~	
381.800	IP20 Single-pole switching with indicator LED, manually switchable 433.92 MHz, unidirectional, radio range 30 m outdoors Switchable using remote control or using the app (trained to Wi-Fi SMART Adapter on p. 57)
USB SMART 3x earthing contact Power strip with integrated 2-way USB charger, 16A/230V~	
381.801	White IP20 Total charging current for USB charger: max. 3.1 A/5 V



Dimensions (W x H x D): see table x 56 x 41 mm
Profile: plastic

Colour variants:

SMART

#							
---	--	--	--	--	--	--	--

Supply cable: 5.0m H05VV-F 3G 1.50mm² with moulded right-angled plug with earthing contact

381.152K	6			•	•	350mm	black
381.252K	6			•	•	350mm	white
381.149K	6				•	350mm	black
381.249K	6				•	350mm	white
387.172	3					188mm	black
388.172	3				•	188mm	black
387.272	3					188mm	white
388.272	3				•	188mm	white

Supply cable: 3.0m H05VV-F 3G 1.50mm² with moulded right-angled plug with earthing contact

381.151K	6			•	•	350mm	black
381.251K	6			•	•	350mm	white
381.148K	6				•	350mm	black
381.248K	6				•	350mm	white
387.171	3					188mm	black
388.171	3				•	188mm	black
387.271	3					188mm	white
388.271	3				•	188mm	white
388.471	3				•	188mm	brown
388.371	3				•	188mm	red
381.2507K		6	•	•	•	350mm	black
381.2512K		6	•	•	•	350mm	white

Supply cable: 1.5m H05VV-F 3G 1.50mm² with moulded right-angled plug with earthing contact

381.150K	6			•	•	350mm	black
381.250K	6			•	•	350mm	white
381.450K	6			•	•	350mm	brown
381.2501K	6		•	•		390mm	white
381.147K	6				•	350mm	black
381.247K	6				•	350mm	white
381.130K	4			•	•	290mm	black
381.230K	4			•	•	290mm	white
381.121K	4				•	290mm	black
381.221K	4				•	290mm	white
387.170	3					188mm	black
388.170	3				•	188mm	black
387.270	3					188mm	white
388.270	3				•	188mm	white

Without supply cable

381.246K	6				•	350mm	white
381.223K	4				•	290mm	white
385.170	3				•	188mm	black
385.270	3				•	188mm	white



381.248K



388.171



388.271



388.471



388.371



381.2512K



381.250K



381.2501K




381.230K



381.221K

Screw mounting

- Attaches to table with screw mounting, e.g. on the edge of a table
- Can be positioned lengthwise or crosswise

#	
919.273	White For all rewirable (reusable screws) power strips, plastic version



Multiple plug


- Max. 2.5A/250V~
- 2x Euro socket

#	
921.271	White




Surface-mounted standard ERGE socket outlet with earthing contact

- DIN 49 440

#	
382.204	1 x surface-mounted earthing contact socket Greenland white
382.205	2 x surface-mounted earthing contact socket Greenland white





SELLY

SELLY

#						
---	--	--	--	--	--	--

Supply cable: 3.0m H05VV-F 3G 1.50mm²

387.271S	3	45°		154 mm	white
387.275S	3	45°		190 mm	white

Supply cable 1.5m H05VV-F 3G 1.50mm²

381.244S	6	45°	●	324 mm	white
381.144S	6	45°	●	324 mm	black
381.241S	6	45°		275 mm	white
381.141S	6	45°		275 mm	black
384.272S	3	45°	●	192 mm	white
387.270S	3	45°		154 mm	white
387.274S	3	45°		190 mm	white



Dimensions (W x H x D): see table x50x40 mm
Profile: plastic



Colour variants:



Illustration with CONI COVER

UNIVERSAL

BENEFITS


- Complete unit for power, data and media connections on desks and conference tables
- Includes 3.0m power connection cable
- Outstanding flexibility through use of BACHMANN Custom Modules
- Attachment in various positions/at various angles using metal retaining brackets
- Ideally suited to use in table ducts



Dimensions (W x H x D): see table x 52 x 44 mm

Material: aluminium profile

Socket colour: black

Colour variants: 



UNIVERSAL power strips

· Power input: 3.0m with right-angled plug with earthing contact, including mounting brackets

#						
922.0181	5			35°	2	406 mm
922.083		5		35°	2	406 mm
922.098			5	45°	2	434 mm
922.0071	4			35°	3	406 mm
922.082		4		35°	3	406 mm
922.097			4	45°	3	428 mm
922.0111	3			35°	1	279 mm
922.0231		3		35°	1	279 mm
922.096			3	45°	1	295 mm



Media racks/IT panels

#	
19" Custom Module panel 1.5 U Anodised aluminium	
903.003	Accommodates up to 9 custom modules Incl. mounting brackets




For suitable **CONI COVER mounting frames**, see from page 82.



Garden socket outlets

Garden socket outlet with earth spike, 16 A | 230V~ | IP44

· With hinged lid, splash-proof

#	
2.0m cable H07RN-F 3G 1.50mm² with central plug with earthing contact	
394.180	2 x socket outlet with earthing contact 230V~ Black/yellow
394.182	4 x socket outlet with earthing contact 230V~ Black/yellow
394.175	3 x socket outlet with earthing contact 230V~ Green



394.180
Similar to illustration

394.175
Similar to illustration

Outdoor socket outlet, 16 A | 230V~ | IP44

- Can be closed with central plug plugged in
- Shackle for padlock prevents power from being stolen
- Clear polycarbonate lid with seal with foam surround protects against splash and rain

#	
Lockable Series 9015 Only for mounting on wall L/W/H 185x85x80mm	
924.349	For central plug 1 x socket outlet with earthing contact Supplied without lock and plug
924.3491	For right-angled plug 1 x socket outlet with earthing contact Supplied without lock and plug



924.349

924.3491



Outdoor (IP44)

Solid rubber distributor

· 2.0m supply cable H07RN-F3G 2.50 mm²

#	
349.185	Input: 1 x solid rubber earthing contact plug 16 A/250V~ Output: 6 x socket outlets with earthing contact 16 A/250V~
349.184	Input: 1 x CEE plug 16 A/400V~ Output: 1 x CEE socket 16 A/400V~ 3 x socket outlets with earthing contact 16 A/250V~



349.185



349.184

Distributor for socket

#	
5 x socket outlet with earthing contact	
349.046	4.5m H07RN-F 3G 1.5 mm ² with earthing contact plug With hinged lids and switch
4 x socket outlet with earthing contact	
349.044	10.0m H07RN-F 3G 1.5 mm ² with earthing contact plug With hinged lids
3 x socket outlet with earthing contact	
349.045	1.5m H07RN-F 3G 1.5 mm ² with earthing contact plug With hinged lids and switch
381.109	230 V 16 A With hinged lids With attachment eye and 4 fixing points Solid elastomer version Without supply cable



349.046



349.044




349.045



381.109


Cable reels

Meistertrommel cable reel

#	
4 x socket outlet with earthing contact Conforms to DGUV-I 203-006	
399.000	Empty reel Conforms to DGUV-I 203-006 with H07RN-F or H07BQ-F cable type
399.003	25 m H07RN-F3G 1.5 mm ² Black With central earthing contact plug
399.004	40 m H07RN-F3G 1.5 mm ² Black With central earthing contact plug
399.005	50 m H07RN-F3G 1.5 mm ² Black With central earthing contact plug
399.006	40 m H07RN-F3G 2.5 mm ² Black With central earthing contact plug
4 x socket outlet with earthing contact Construction site cable Austria	
399.012	40 m XYMM-J3G 1.5 mm ² Yellow With central earthing contact plug
3 x socket outlet with earthing contact 1 x CEE socket 16 A Conforms to DGUV-I 203-006	
399.007	Empty reel Conforms to DGUV-I 203-006 with H07RN-F or H07BQ-F cable type
399.009	25 m H07RN-F5G 2.5 mm ² Black With CEE plug 16 A
Other	
399.010	Empty reel with closed plate for configuration by user Conforms to DGUV-I 203-006

Cable reel with portable RCD, 3-way

- Cable: H07BQ-F 3G 1.50 mm²
- 3 socket outlets with earthing contact with hinged lid
- Integrated 1-pole thermal cut-out
- Dual tubular frame
- Reel body made from unbreakable hard rubber

#	
398.200	25 m Earthing contact plug 16 A/30 mA Cable: orange Reel: black



399.000



399.012



399.007



399.010



398.200



BGI608 is now called DGUV-I 203-006
BGI600 is now called DGUV-I 203-005

Professional cable reel, 3-way, 16 A/250 V ~

- Cable: H07RN-F 3G 1.50 mm²
- 3 socket outlets with earthing contact with hinged lid
- Integrated 1-pole thermal cut-out
- Dual tubular frame
- Reel body made from unbreakable special plastic
- Conforms to DGUV-I 203-006

#	
399.181	25 m Central earthing contact plug Cable: black Reel: black
399.182	40 m Central earthing contact plug Cable: black Reel: black
396.184	Empty reel, holds up to max. 40 m H07RN-F 3G 1.50 mm² Conforms to DGUV-I 203-006 with H07RN-F or H07BQ-F cable type Wheel diameter 280 mm Reel body made from unbreakable special plastic, black



399.182

Professional cable reel, 3-way, 16 A/400 V ~

- 1 CEE socket 16 A/400 V ~
- 2 socket outlets with earthing contact 250 V ~ with hinged lid
- Integrated 3-pole thermal cut-out
- Dual tubular frame
- Conforms to DGUV-I 203-006

#	
399.180	25 m CEE plug Cable: H07RN-F 5G 1.50 mm ² Reel body made from unbreakable plastic Cable: black Reel: black
399.186	40 m CEE plug Cable: H07RN-F 5G 2.50 mm ² Reel body made from unbreakable hard rubber Cable: black



399.180



399.186

Professional cable reel, 4-way, 16 A/250 V ~

- Cable: H07RN-F 3G 2.50 mm²
- 4 socket outlets with earthing contact with hinged lid
- Integrated 1-pole thermal cut-out
- Dual tubular frame
- Reel body made from unbreakable hard rubber
- Conforms to DGUV-I 203-006

#	
399.189	50 m Central earthing contact plug Cable: black



399.189

Equipment supply reel with thermal cut-out


#	
397.003	Large plastic empty reel Integrated cable winder and locking brake Holds up to max. 50 m H05VV-F 3G 1.50 mm ² Wheel diameter 290 mm Reel: black



397.003

Cable reel, 4-way without lid

- Integrated 1-pole thermal cut-out
- 4 x socket outlet with earthing contact
- 16A/250V~ | IP20

#	
Plastic 25 m	
392.180	Cable: H05VV-F 3G 1.50 mm ² Central plug with dual earthing contact system Cable: black Reel: black
395.180	Cable: H05RR-F 3G 1.50 mm ² Central earthing contact plug Cable: black Reel: black
Plastic 50 m	
392.181	Cable: H05VV-F 3G 1.50 mm ² Central plug with dual earthing contact system Cable: black Reel: black
395.181	Cable: H05RR-F 3G 1.50 mm ² Central earthing contact plug Cable: black Reel: black
Large plastic empty reel	
396.181	Holds up to max. 50 m H05RR-F 3G 1.50 mm ² Wheel diameter 280 mm Reel: black
Steel sheet 25 m	
398.183	Cable: H05VV-F 3G 1.50 mm ² Central plug with dual earthing contact system Cable: black Reel: silver
398.181	Cable: H05RR-F 3G 1.50 mm ² Central earthing contact plug Cable: black Reel: silver
Steel sheet 50 m	
398.182	Cable: H05RR-F 3G 1.50 mm ² Central earthing contact plug Cable: black Reel: silver
Steel sheet empty reel, large	
396.182	Wheel diameter 290 mm Reel: silver




395.181



398.182

Cable reel, 3-way, with hinged lid

- Integrated 1-pole thermal cut-out
- Splash-proof – for outdoor use
- 3 x socket outlet with earthing contact
- 16A/250V~

#	
Plastic 25 m	
392.182	IP44 Cable: H07RN-F 3G 1.50 mm ² Central earthing contact plug Cable: black Reel: black Conforms to DGUV-I 203-006
Plastic 40 m	
392.183	IP44 Cable: H07RN-F 3G 1.50 mm ² Central earthing contact plug Cable: black Reel: black Conforms to DGUV-I 203-006
Plastic empty reel Holds up to max. 40 m	
396.183	Cable: H07RN-F 3G 1.50 mm ² Wheel diameter 280 mm Reel: black Conforms to DGUV-I 203-006
Steel sheet 40 m Iron Coat series	
398.180	IP44 Cable: H07RN-F 3G 1.50 mm ² Central earthing contact plug Cable: black Reel: silver Conforms to DGUV-I 203-006
Steel sheet 50 m	
398.186	IP44 Cable: H05RR-F 3G 1.50 mm ² Central earthing contact plug Cable: black Reel: silver
Steel sheet empty reel Holds up to 40 m cable	
396.187	Wheel diameter 280 mm Reel: silver Conforms to DGUV-I 203-006 with H07RN-F or H07BQ-F cable type




392.183



398.186


Spare parts for cable reels

#	
Thermal cut-out	
900.180	1-pole (suitable for all cable reels apart from Meistertrommel reels) Red
900.181	3-pole Red
Socket insert	
900.187	4-way, with thermal cut-out Black
910.105	3-way with lid and thermal cut-out Lid: red Plate: black
2x socket outlets with earthing contact, 1x CEE socket outlet 16A/400V~	
910.106	2-way with hinged lid Without thermal cut-out Lid: red Plate: black



SELLY cable reels


- 4x socket outlet with earthing contact
- INTERTEK GS mark (tested safety)

#	
392.189	Plastic 25m Cable: H05VV-F 3G 1.5mm ² IP20
392.190	Plastic 50m Cable: H05VV-F 3G 1.5mm ² IP20
392.191	Steel sheet 40m Cable: H07RN-F 3G 1.5mm ² IP44



4-way cable box


- With built-in thermal cut-out | 1-pole
- Right-angled plug with dual earthing contact system
- Version with hand grip and winding handle
- Cable: H05VV-F 3G 1.50mm²
- 16A/250V~

#	
393.002	10m Max. load capacity: 3500W fully unwound 1200W fully wound Cable: black Box: black With shutter
393.006	20m Highly shatter-proof version Max. load capacity: 3500W fully unwound 1000W fully wound Cable: black Box: black/blue



Spring-type 4-way cable reel with hinged lid

- IP44


#	
392.187	15m with automatic spring rewind Cable: H07RN-F 3G 1.5 with earthing contact plug 230V~/16A/max. 3500W unwound and 1000W wound With thermal cut-out With plastic hand grip Plastic frame Colour: blue






Kitchen connection box

BENEFITS

- Saves costs as no need to fit additional sockets
- The existing cooker socket can still be used
- Rewirable WAGO® terminals
- Low mounting depth (approx. 34 mm)
- Can also be used in combination with an induction cooker
- Distributor box VDE-approved 

Kitchen connection box

- Grey, with screw-mounting eyes, connected load up to 11 kW (with ohmic load)
- H05VV-F 5G 2.50mm² for cooker socket
- H05VV-F 4G 2.50mm² for hob
- H05VV-F 3G 1.50mm² with socket outlet with earthing contact for oven

#	
923.000	Kitchen connection box 2m Cooker connection socket 2.0m Hob 2.0m and oven 2.0m
923.001	Kitchen connection box 5m Cooker connection socket 2.0m Hob 5.0m and oven 5.0m
923.002	Kitchen connection box 10m Cooker connection socket 2.0m Hob 10.0m and oven 10.0m



923.000


Kitchen connection box



H05VV-F 4G
2.50 mm²

H05VV-F 5G
2.50 mm²


H05VV-F 3G
1.50 mm²
with socket outlet with
earthing contact



Hob



Cooker connection socket



Oven

Cooker and appliance connection sockets

Cooker connection socket, surface/flush mounting 16 A/400V~/3P+N+PE

- VDE-certified
- Duroplast version for surface or flush mounting (in flush-mounted device boxes)
- Quick and easy to connect due to spacious terminal area
- Clamping range: 0.75–2.5 mm²

#	
190.270	White For 60mm flush-mounted installation box Height: 23 mm



Appliance connection box, flush mounting 16 A/400V~/3P+N+PE

- Thermoplastic version for flush mounting (in flush-mounted device boxes)
- Easy to mount with removable terminal block and snap-lock lid
- With screw terminal 5x2.50 mm² and strain relief

#	
190.271	White For 60mm flush-mounted installation box Height: 14 mm



For suitable **HAL**, see from page 176.

CEE distributor

- Highly unbreakable plastic version , splash-water-protected
- Ideal for mobile use out of doors
- With practical cable rewind and integral carrying handle
- 250V~/400V~ | IP44

#	
---	---

CEE distributor | 2.0m supply cable H07RN-F5G 2.50mm²

349.008	Input: 1 x CEE plug 16A/400V~ Output: 2 x CEE socket 16A/400V~ 4 x socket outlets with earthing contact 16A/230V~
---------	---



349.008

CEE distributor with protection | 4.0m supply cable H07RN-F5G 2.50mm²

349.009	Input: 1 x CEE plug 32A/400V~ Output: 1 x CEE socket 32A/400V, 1 x CEE socket 16A/400V~ 4 x socket outlets with earthing contact 16A/230V~ Protection: 1 x C16 A circuit breaker, 3-pole 2 x C16 A circuit breaker, 1-pole
---------	--

349.010	Input: 1 x CEE plug 32A/400V~ Output: 1 x CEE socket 32A/400V~ 1 x CEE socket 16A/400V~ 4 x socket outlets with earthing contact 16A/230V~ Protection: 1 x RCD 40A/0.03A/4-pole on all outputs 1 x C16A circuit breaker, 3-pole 2 x C16A circuit breaker, 1-pole
---------	--

CEE distributor with protection | 2.0m H07RN-F 5G 4.00mm²

349.011	Input: 1 x CEE plug 400V~/32A/5-pole Output: 2 x CEE sockets 400V~/32A/5-pole 2 x CEE sockets 400V~/16A/5-pole 4 x socket outlets with earthing contact 230V~/16A Protection: 1 x residual current device 40A/30mA, 4-pole 2 x C16 A circuit breaker, 1-pole 1 x C16 A circuit breaker, 3-pole Housing made of special shatter-proof plastic and carrying handle
---------	---



349.011

CEE distributor made from solid rubber | 2.0m supply cable H07RN-F5G 6.00mm²

349.020	Input: 1 x CEE plug 32A/400V~ Output: 1 x CEE socket 32A/400V~ 2 x CEE socket 16A/400V~ 3 x socket outlets with earthing contact 16A/230V~ Protection: 1 x C16 A circuit breaker, 3-pole 3 x C16 A circuit breaker, 1-pole 1 x RCD 40A/0.03A/4-pole on all outputs
---------	--




349.020

Energy cubes

Energy cube


- Cable entry with screw fitting
- Offers high flexibility and greater freedom of movement, e.g. in workshops and assembly areas
- Practical multi-purpose hook and hanger
- Made of special shatter-proof plastic and wired ready-to-use

#	
4 x socket outlet with earthing contact For cable diameter 3 x 1.5 mm² – 5 x 1.5 mm²	
349.300	4 x socket outlet with earthing contact 16A/230V~
349.301	4 x socket outlet with earthing contact 16A/230V~ 1 x compressed air connection with 1/2" input and 2 x 1/2" output
1 x CEE, 4 x socket outlet with earthing contact For cable diameter 5 x 1.5 mm² – 5 x 2.5 mm²	
349.302	1 x CEE socket 16A/400V~, 5-pole 4 x socket outlet with earthing contact 16A/230V~
349.303	1 x CEE socket 16A/400V~, 5-pole 4 x socket outlet with earthing contact 16A/230V~ 1 x compressed air connection with 1/2" input and 2 x 1/2" output
2 x CEE, 2 x socket outlet with earthing contact For cable diameter 5 x 1.5 mm² – 5 x 4 mm²	
349.304	2 x CEE socket 16A/400V~, 5-pole 2 x socket outlet with earthing contact 16A/230V~



Energy cube with data connection

- IP44
- 1 x compressed air connection with 1/2" input
- 2 x 1/2" compressed air output
- 1 x IP67 data outlet with 2 x RJ45 Cat6 module
- Made of special shatter-proof plastic and wired ready-to-use

#	
349.310	4 x socket outlets with earthing contact 16A/230V~ 1 x CEE socket 16A Cable entry with screw fitting from 5G 1.5 mm ² to 5G 2.5 mm ²
349.311	2 x socket outlets with earthing contact 16A/230V~ 2 x CEE socket 16A Cable entry with screw fitting from 5G 2.5 mm ² to 5G 4.0 mm ² Protection: 1 x C16 A circuit breaker, 3-pole



CEE adapter with MCB

- IP44
- Rubberised housing

#	
349.013	Adapter CEE 400V~ Input: 1 CEE plug 32A Output: 1 CEE socket 16A



CEE wall combination socket

- IP44
- 400V~/6h/5-pole
- Polycarbonate version with cable kink protection, splash-proof


#	
910.002	Red 16A 1 x CEE flush-mounted installation box 400V~ 1 x socket outlet with earthing contact 230V~



Mounting plugs/ mounting couplings

SMART PLUG


- With lever and/or ejection mechanism
- Components VDE-approved

#	
Mounting plug – rewirable Without a cable	
933.008	Black
933.009	White
Coupling with earthing contact With 3.0m H05VV-F 3G 1.5	
933.010	Black
933.011	White
Coupling with earthing contact With 1.5m H05VV-F 3G 1.5	
933.012	Black
933.013	White
3-way multiple socket strip With 1.6m H05VV-F 3G 1.5	
933.014	Black
933.015	White



FLAT PLUG

- Without lever and/or ejection mechanism
- Components VDE-approved

#	
Mounting plug – rewirable Without a cable	
933.001	Black
933.002	White
Ferrules With 1.5m H05VV-F 3G 1.5 10cm stripped	
933.003	Black
933.004	White
Coupling with earthing contact With 1.5m H05VV-F 3G 1.5	
933.005	Black
933.006	White
3-way multiple socket strip With 1.6m H05VV-F 3G 1.5	
933.007	White



Solid rubber plug 16A/250V~ | Black

#	
---	--

Plug

913.173	IP44, DIN 49441-2-AR1 For mounting on cables up to H07RN-F 3G 2.50mm ² Solid rubber insert with earthing contact Standardised snap latch and kink protection Screws and terminal blocks on side Temperature range -40 °C to 70 °C
---------	--



913.173

Right-angled plug

919.171	IP44, DIN 49441-2-AR1 For mounting on cables up to H07RN-F 3G 2.50mm ² Robust industrial version with solid rubber insert with earthing contact Standardised snap latch Surface clamps and metal strain relief Screws and terminal blocks on side Temperature range -40 °C to 70 °C
---------	--



919.171

919.178	With dual earthing contact system IP44, DIN 49441-2-AR1 For mounting on cables up to H07RN-F 3G 2.50mm ² Robust industrial version with solid rubber insert with earthing contact Standardised snap latch Surface clamps and metal strain relief Screws and terminal blocks on side Temperature range -40 °C to 70 °C
---------	--



919.178

Contour plug, 2-pole

919.179	For mounting on cables up to H07RN-F 2x 2.50 mm ² , without earthing contact Snap latch; may only be supplied to end user pre-wired
---------	--



919.179

Solid rubber couplings 16A/250V~ | Black

- DIN 49440-2-D-AR1nik
- For mounting on cables up to H07RN-F 3G 2.50mm²
- Temperature range -40°C to 70°C

#	
---	--

Coupling

913.175	Solid rubber insert with earthing contact and screws to side Robust industrial version with surface clamps and standardised snap latch
---------	--



913.175

919.177	IP44 Thermoplastic insert with earthing contact and screws to side and lid Robust industrial version with surface clamps and standardised snap latch
---------	--



919.177

3-way coupling

913.170	IP44 Solid rubber insert with earthing contact Robust industrial version with hinged lid and hanger, standardised snap latch and kink protection Screws and terminal blocks on side For permanent outdoor use and on construction sites
---------	---



913.170

Cord intermediate switch 16A/250V~ | Black

#	
---	--

923.174	IP44 2-pole switching For round cable up to H07RN-F 3G 2.50mm ²
---------	--





923.174

May only be supplied to end user pre-wired | Only to be wired by qualified technicians


Rubber plugs and couplings 16 A/250V~ | Black

· For mounting on cables up to H07RN-F 3G 2.50 mm²

#	
Plug IP44	
913.171	DIN 49441 Thermoplastic insert with dual earthing Also suitable for France and Belgium Rotatable strain relief for different cable cross-sections
913.172	DIN 49441-2-AR1 Shatter-proof thermoplastic insert with earthing contact Standardised snap latch and kink protection Screws and terminal blocks on side Temperature range -40 °C to 70 °C
Coupling Thermoplastic insert with earthing contact and strain relief	
913.174	DIN 49440
919.176	IP44, DIN 49440 With lid



Earthing contact plug 16 A/250V~

#	
Central plug DIN 49441 Small, shatter-proof version made from plastic, with strain relief H05VV-F 3G 1.0mm ²	
910.170	Black
910.270	White
910.470	Brown
Central plug DIN 49441 Large, shatter-proof version made from plastic, with strain relief H05VV-F 3G 1.0mm ²	
910.971	Grey
Right-angled plug Small, shatter-proof version made from plastic, with lateral earthing contact H05VV-F 3G 1.5mm ²	
911.172	Black
911.272	White
Flat plug/angled Shatter-proof design, with side entry H05VV-F 3G 1.50mm ²	
911.170	Black
911.270	White
911.470	Brown
Right-angled plug with switch Shatter-proof version made from plastic, with 2-pole rocker switch H05VV-F 3G 1.50mm ²	
911.171	Black
911.271	White
Right-angled plug with control switch Shatter-proof version made from plastic, with 2-pole illuminated rocker switch H05VV-F 3G 1.50mm ²	
911.273	White
Mounting plug Small, shatter-proof version with separate strain relief, no parts that can be lost H05VV-F 3G 0.75/1.0/1.5mm ² With dual earthing contact system and nickel-plated contacts, e.g. Germany and France	
910.100	Black
910.200	White



Earthing contact couplings 16 A/250 V~

#	
Small, shatter-proof version made from plastic H05VV-F 3G 1.5mm ²	
912.170	Black
912.270	White
912.470	Brown
Large, shatter-proof version made from plastic, with protective rubber sleeve H05VV-F 3G 1.5mm ²	
912.971	Grey



912.270



912.971

Euro plugs and couplings 2.5 A/250 V~

- Plastic version
- Packed version: contains 3 items in plastic bag – only supplied in packaging unit of 3
- For flat cables up to H05VV-F 2x 0.75 mm²

#	
Plug	
900.010	Black With screw terminal, packed, 3 items in each bag
900.002	Black With screw terminal, unpacked
900.011	White With screw terminal, packed, 3 items in each bag
900.003	White With screw terminal, unpacked
Coupling	
900.012	Black With screw terminal, packed, 3 items in each bag
900.004	Black With screw terminal, unpacked
900.013	White With screw terminal, packed, 3 items in each bag
900.005	White With screw terminal, unpacked



900.002



900.003



900.004



900.005

Safety connector perilex plug 16 A/250 V~

- Side entry, 5-pole + E + O to VDE 0100/5.73
- Waterproof IP20
- IP54

#	
349.203	White



349.203

May only be supplied to end user pre-wired | Only to be wired by qualified technicians

International solid rubber plug and coupling 16A/250V~ | Black

- Up to max. H07RN-F 3G 2.5mm²
- Belgian/French system
- IP44, thermoplastic and solid rubber version, with snap latch

#	
Plug	
913.169	With dual earthing contact With side fitting, socket and surface clamps
Coupling	
919.169	With snap latch and protection against contact With thermoplastic lid



International earthing contact plugs

#	
Switzerland CH, 10A/250V~ Cables up to 3G 1.00mm ² Thermoplastic version With strain relief	
910.175	T12 plug, black
910.275	T12 plug, white
UK, 13A/250V~ Cables up to 3G 1.50mm ² Plastic version Integral 13A micro fuse With strain relief	
910.176	Black
910.276	White
USA, 15A/125V~ 3-pole Nema 5-15P Non-polarised Thermoplastic version	
910.179	Black
USA 2-pole Non-polarised, duroplast	
910.178	Black
Italy, 10A/250V~ 3-pole Thermoplastic version	
910.174	Black
Australia, 10A/250V~ 3-pole With insulated pins and sleeve	
910.182	Black
910.282	White



International couplings with earthing contacts


#	
Switzerland CH, 10A/250V~ (T13)	
912.174*	Black
912.274	White
UK, 13A/250V~ With function display Thermoplastic version	
910.177*	Black
910.277*	White
UTE/Belgium/France 16A/250V~ with earthing pin With protective rubber sleeve Thermoplastic version	
912.173	Black
912.273	White



* No storage type


Non-heating devices/heating devices

Non-heating device plugs and sockets 10A/250V~ | 70 °C | 2-pole with earthing contact

#	
Non-heating device plug with earthing contact C14 For cables up to 3G 1.00mm ² , thermoplastic version Screw terminal, protective rubber sleeve and strain relief	
915.171	Black
915.271	White
915.971	Grey, similar to RAL7035
Non-heating device right-angled plug with earthing contact C14 For cables up to 3G 1.00mm ² , thermoplastic version Screw terminal, protective rubber sleeve and strain relief, cable exit to right	
915.172	Black
Non-heating device socket with earthing contact C13 For cables up to 3G 1.00mm ² , thermoplastic version Screw terminal, protective rubber sleeve and strain relief	
915.170	Black
915.270	White
915.970	Grey, similar to RAL7035
Non-heating device right-angled socket with earthing contact C13 For cables up to 3G 1.00mm ² , thermoplastic version Screw terminal, protective rubber sleeve and strain relief, cable exit to right	
915.173	Black
915.973	Grey, similar to RAL7035
Non-heating device built-in plug C14 E Thermoplastic version with screw terminal	
917.170	Black
Non-heating device built-in socket C13 F Thermoplastic version with screw terminal	
917.171	Black




Non-heating device plugs and sockets 16A/250V~ | 70 °C | 2-pole with earthing contact

#	
Non-heating device plug C20 Thermoplastic version With protective rubber sleeve, for cable mounting	
915.175	Black
Non-heating device socket C19 For cables up to 3G 1.50mm ² Thermoplastic version Protective rubber sleeve for cable mounting	
915.174	Black
Non-heating device built-in plug C20 Thermoplastic version	
917.173	Black
Non-heating device built-in socket C19 J Thermoplastic version	
917.172	Black



Heating device plugs and sockets | 2-pole with earthing contact

#	
	
Heating device built-in plug C16A E 10A/250V~ 155 °C Thermoplastic version with screw terminal	
918.170	Black
Heating device built-in socket C15A 10A/250V~ 155 °C For cables up to 3G 1.00mm ² Thermoplastic version Screw terminal, protective rubber sleeve and strain relief	
916.170	Black
916.970	Grey (similar to RAL7035)
Heating device built-in socket C21 16A/250V~ 155 °C Protective rubber sleeve, for cable mounting	
918.171	Black




918.170



916.170



918.171



Wieland installation connection system


Cables fitted with the Wieland GST18 connection system are available to connect Facility products to the mains power supply. The benefits of these cables and their plug connectors, which are used all over the world, are flexibility in terms of length, the possibility of interchanging them should length requirements change, and availability for a variety of countries. Even extending the power supply to other power strips presents no problem and can usually be done without tools.



wieland

Screw terminal


- Ready for mounting, with strain relief
- For cross section 0.75 – 2.5 mm², solid and flexible wires can be connected without ferrules
- For cable diameters 6.5 – 10.5 mm (H05VV, NYM)

#	
Device plug, GST18i3	
375.504	Black Wieland 92.932.3053.1
375.517	White Wieland 92.932.3052.0
Device coupling, GST18i3	
375.505	Black Wieland 92.931.3053.1
375.514	White Wieland 92.931.3053.0



Spring-loaded terminal


- Ready for mounting, with strain relief
- For rigid cables 1.5 – 2.5 mm² or flexible cables 1.5 mm² with ferrules
- 2 connections per pole, not mounted, for cables H05VV, NYM (diameter 7.8 – 10.3 mm)

#	
Device plug, GST18i3	
940.073	Bright red Wieland 92.934.0553.0
940.074	Pebble grey Wieland 92.934.0153.0
Device coupling, GST18i3	
940.070	Bright red Wieland 92.933.0553.0
940.071	Pebble grey Wieland 92.933.0153.0



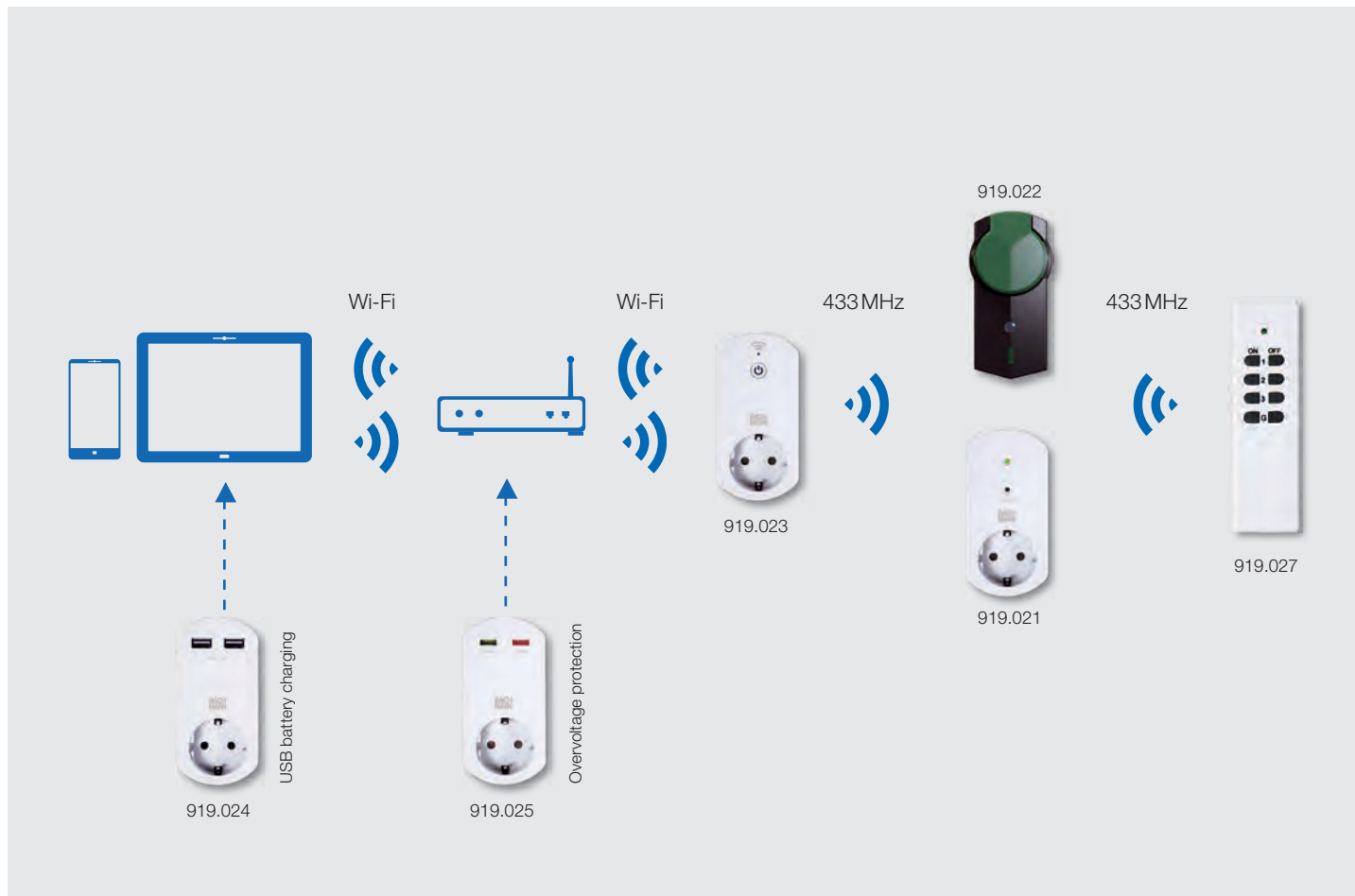
Spring-loaded snap-in

- With interlock
- Flexible cables 0.5 – 1.5 mm² with ferrules
- Rigid cables 0.5 – 2.5 mm²

#	
Built-in plug, GST18i3	
375.506	Black Wieland 92.032.9658.1
Built-in coupling, GST18i3	
375.507	Black Wieland 92.031.9658.1



For suitable **Wieland cables**, see page 183.



SMART Adapter

The new SMART Adapter series offers convenience and safety in response to your demand for intelligent living – all packed into a timeless, modern design. The SMART Adapters offer greater security for your entertainment electronics and allow electrical consumers to be easily and remotely switched using a smartphone or remote control – and end devices to be charged with USB standard.

Our SMART Adapters with integrated radio remote switches can either be easily put into operation in a Wi-Fi network with a smartphone or tablet app, or by using the remote control option which is also available. Both solutions then allow you the convenience of switching your devices remotely. Wi-Fi SMART Adapters can also be linked with the 433MHz Radio SMART Adapters. Devices which need to be charged using a USB cable, can be charged with a current of up to 3.4A without sacrificing a socket outlet (1.7A per port). The overvoltage protection adapter protects electronic devices using state-of-the-art technology.

BENEFITS

- **Easy to set up and operate**
- **Added safety due to overvoltage protection**
- **USB charger with 3.4A total charging current**
- **Great convenience and flexibility**
- **Compatible of 433 MHz radio and 2.4GHz Wi-Fi**
- **Save energy by preventing electronic equipment running unnecessarily in standby mode**

SMART Adapter

#	
Wi-Fi Adapter plug with integrated Wi-Fi radio remote switch, IP20	
919.023	1 x earthing contact plug on socket outlet with earthing contact (type F/E CEE 7/7 on 7/3) Switching capacity max. 10 A/230 V~, single-pole switching with indicator LED, manually switchable Wi-Fi 2.4 GHz, IEEE 802.11 b/g/n, two-directional, functional range within the Wi-Fi network Switchable using mobile app for iOS and Android Additional gateway for Radio SMART Adapter
Radio 433 MHz Adapter plug with integrated radio remote switch, IP20	
919.021	1 x earthing contact plug on socket outlet with earthing contact (type F/E CEE 7/7 on 7/3) Switching capacity max. 10 A/230 V~, single-pole switching with indicator LED, manually switchable 433.92 MHz, unidirectional, radio range 30 m outdoors Switchable using remote control 919.027 Switchable using mobile app for iOS and Android
Radio 433 MHz Outdoor Adapter plug with integrated radio remote switch, IP44	
919.022	1 x earthing contact plug on socket outlet with earthing contact (type F/E CEE 7/7 on 7/3) Switching capacity max. 10 A/230 V~, single-pole switching with indicator LED, manually switchable 433.92 MHz, unidirectional, radio range 30 m outdoors Switchable using remote control 919.027 Switchable using mobile app for iOS and Android
USB Adapter plug with integrated 2-way USB charger, IP20	
919.024	1 x earthing contact plug on socket outlet with earthing contact (type F/E CEE 7/7 on 7/3) Total charging current for USB charger: max. 3.4 A/5 V~ (1.7 A per port)
Overvoltage protection Adapter plug with integrated overvoltage protection, 16 A/230 V~, IP20	
919.025	1 x earthing contact plug on socket outlet with earthing contact (type F/E CEE 7/4 on 7/3) With function and mains voltage LED SPD type 3 as per EN 61643-11:2011/IEC 61643-1:2011 Up: L-N: 2.0 kV; L/N-PE: 1.5 kV, Uoc 6 kV, UC 255 VAC, IL 16 A, Ip 6.5 kA, Isc 1.5 kA, Ta < 25 ns

Accessories

#	
Radio remote control for Radio SMART Adapters For remotely controlling Radio SMART products White	
919.027	Operated with replaceable battery CR2032/3V 433.92 MHz, unidirectional, radio range 30 m free field 3 channels ON/OFF with 1 x Radio SMART Adapter or SMART power strip 381.800 (see p. 30) with radio remote switch



919.023



919.021



919.022



919.024



919.025



919.027

Timer switches

Mechanical timer switches

- 24 h, 16 A/230 V~/3680 W
- Plastic version with shutter
- Easy to use

#	
---	---

Timer switch

852.101	White 121 x 74 x 76 mm (L x W x H) Smallest possible switching interval: 15 minutes 96 switch-on and switch-off times possible per day (24 h)
---------	---

IP44 timer switch


852.107	Splash-proof 129 x 59 x 86 mm (L x W x H) With transparent hinged lid Suitable for use in damp environments Operating temperature range: -25 °C to +55 °C Smallest possible switching interval: 30 minutes 48 switch-on and switch-off times possible per day (24 h)
---------	--

Mini timer switch

852.104	White 103 x 54 x 70 mm (L x W x H) Smallest possible switching interval: 30 minutes 48 switch-on and switch-off times possible per day (24 h) Switch to override timer function
---------	---

Digital timer switch

- 24 h, 16 A/230 V~/3680 W
- Plastic version with LCD display, with shutter
- Easy to use
- Integrated, rechargeable battery

#	
852.103	White 120 x 64 x 76 mm (L x W x H) Smallest possible switching interval: 1 minute Programmable by the day or by the week Built-in random generator Countdown function Resettable



852.101



852.107



852.104



852.103

Energy measuring instruments

Energy measuring instrument, 160 – 250V~

#	
852.9821	White Energy-efficient Large LC display with blue background light Digital display of electricity consumption, energy costs etc. (can be programmed with 2 separate tariffs), voltage (V), current (A), effective power (W) Meter for power and cost, can be reset Nominal power 3860W, internal consumption <1 W



852.9821

Travel adapter

Travel plugs, 3-pole

- Socket side: socket outlet with earthing contact
- Plug colour: white

#	
Nema	
921.004	15A/125V~ Plug pin side: USA
UTE	
921.005	10/16A/250V~ Plug pin side: France, Belgium, Czech Republic, Poland
UK	
921.010	13A/250V~ Plug pin side: UK, Ireland, Malta, Hong Kong, Cyprus Integral 13A micro fuse, changeable
900.1077	13A/250V~ Replacement fuse/13A micro fuse, 3.3x254 mm (agile fuse)
T12	
921.011	10A/250V~ Plug pin side: Switzerland



921.004



921.005



921.010




921.011



Adapters are not voltage transformers. They are not suitable for long-term use.

Adapters for the earthing contact system

· Plug pin side: socket outlet with earthing contact

#	
Travel plug 10/16A/250V~	
921.000	2-pole and 3-pole Grey Plug pin side: earthing contact, Germany, France, Belgium, with dual earthing contact system Socket side: universal, suitable for all standard plugs Worldwide, with shutter
Travel plug 15A/125V~	
921.003	3-pole White Plug pin side: earthing contact, Germany, France, Belgium, with dual earthing contact system Socket side: USA
Travel plug 10A/250V~	
921.012	3-pole White Plug pin side: earthing contact Germany Socket side: T12 (Switzerland)



Travel plug adapters

· Earthing contact system adapter, storage bag and interchangeable country adapters


#	
Multicoloured 16A/250V~ Protection class 1	
914.670	Red: Liechtenstein, Switzerland Green: Chile, Greece, Italy Blue: Africa, Asia, Commonwealth countries, UK, Ireland, Middle East Black: CIS, Japan, Canada, Central and South America, South and East Asia, USA Yellow: Australia, New Zealand and parts of China
Black 3-pole	
914.672	The only travel plug approved by KEMA Suitable for: Italy, UK, Ireland, Africa, Asia USA, Canada, Japan, Switzerland, Liechtenstein, China, Australia, New Zealand



Thermostat adapter

Thermostat adapter 16A/230V~/50Hz/3680W (9A/2070W)

· Temperature-controlled socket

#	
Series 8141 power socket Thermo	
924.1740	Built-in thermostat Temperature can be set between 5 °C–30 °C Manually adjustable temperature controller and changeover switch for hot/cold LED display for operating states



Adapters are not voltage transformers. They are not suitable for long-term use.

Personal protection

PRCD-S extension cable

- With protective conductor monitoring
- 16A/230V~, 30mA, IP44
- Cable lengths: plug – PRCD-S: 0.15m, PRCD-S – coupling: 3.0m
- Portable PRCD-S protective device fitted with H07RN-F 3G 1.5 mm² cable
- Packed in a robust case
- Black

#	
---	--

Solid rubber coupling, 1-way

919.014	End 1: Solid rubber right-angled plug with 2 earthing contact systems End 2: Solid rubber coupling with lid
---------	--

Solid rubber coupling, 3-way

919.015	End 1: Solid rubber right-angled plug with 2 earthing contact systems End 2: Solid rubber coupling, 3-way with lid
---------	---



919.014



919.015

Extension cable with earthing contact with PRCD 919.189

- Without protective conductor monitoring
- 16A/250V~/3600W, IP55
- 3.0m H07BQ-F3G 1.5mm², with PRCD 919.189 personal circuit breaker fitted at approx. 1.5m
- Individually packed in plastic bag

#	
---	--

Black/orange

341.880	End 1: Mounting plug 913.173 End 2: Mounting coupling 919.177
---------	--



341.880

PRCD intermediate device

- With protective conductor monitoring
- 230V~, 16A, 30mA, IP55
- For cable cross section 1 mm² – 2.5mm²
- Differential current protection device
- Specially designed as a protective distributor for small construction sites as recommended by the BGFE employers' liability association, Cologne (ZH1/271) and for all portable electrical equipment.
- Can be used irrespective of connector system
- Undervoltage tripping
- Offers protection as specified by DIN VDE 0661 in the event of a fault in the connected equipment. Fault currents arising from faulty consumers will cause the PRCD-S to interrupt all poles
- For system faults in the fixed installation. The PRCD-S detects all faults in the fixed installation and cannot then be switched on.
- Black

#	
---	--

PRCD-S

919.016	Test marks by BG (German employers' liability association), Cologne SEV, VDE, GS Conforms to DGUV-I 203-006
---------	---

PRCD-K

919.018	Test marks by VDE, TÜV, GS Conforms to DGUV-I 203-006
---------	---



919.016



919.018

PRCD intermediate device

- Without protective conductor monitoring
- 16 A/250 V~/3600 W, IP55
- 2-phase, 2-pole interrupt (L, N) with undervoltage tripping
- Tested in accordance with: T+V GS/KEMA: EN 61008-1-1994+A2+A11, EN 61008-2-1/08.94, IEC 884-1/A1/12.94, IEC 884-1/06.94
- In accordance with the IEC standard, the protective conductor (PE) conductor is not interrupted

#	
---	---

Black

919.190	Tripping current < 10 mA Tripping time < 30 ms
919.189	Tripping current < 30 mA Tripping time < 30 ms



919.190

PRCD ADAPTER

- Without protective conductor monitoring
- 16 A/250 V~/50 Hz/3680 W, IP44
- 2-pole interrupt (L, N) with undervoltage tripping; tripping current < 30 mA, tripping time < 30 ms
- Tested in accordance with: EN 61008-1:1994+A2+A11, EN 61008-2-1/08.94 IEC 884-1/A1/12.94

#	
---	---

PRCD adapter

919.284	White Plug with PRCD with hinged lid
---------	--

PRCD mounting plug

919.183	Black Plug with PRCD Suitable for up to H05RNF-F3 1.5 mm ² rubber cable
---------	--



919.284




919.183

CEE adapters

CEE adapter, 400V~, IP44

- Highly shatter-proof special plastic version, splash-proof
- For outdoor use, hanger included

#	
349.012	Input: 1 x CEE plug 16A/400V~ Output: 1 x CEE socket 32A/400V~
349.006	Input: 1 x CEE plug 16A/400V~ Output: 1 x CEE socket 16A/400V~ 1 x CEE socket 32A/400V~ 2 x socket outlet with earthing contact 230V~
349.028	Input: 1 x CEE plug 16A/400V~ Output: 3 x socket outlet with earthing contact 16A/230V~
349.029	Input: 1 x CEE plug 16A/400V~ Output: 1 x CEE socket 16A/400V~


Protection: 3 x 10A fuse

349.183	Input: 1 x CEE plug 32A/400V~ Output: 1 x CEE socket 16A/400V~
349.007	Input: 1 x CEE plug 32A/400V~ Output: 1 x CEE socket 16A/400V~ 1 x CEE socket 32A/400V~ 1 x socket outlet with earthing contact 230V~

CEE adapter with 1.5m supply cable: H07RN-F5G 1.5mm² | Screwed | Rewirable

349.027	Input: 1 x CEE plug 16A/400V~ Output: 3 x socket outlet with earthing contact 230V~
349.035	Input: 1 x CEE plug 16A/400V~ Output: 3 x CEE socket 16A/400V~

Start inrush current limiter

#	
230V~ 1-phase IP44	
349.017	Input: 1.5 m cable H07RN-F 3G 1.5 with earthing contact plug, black Output: 1 x socket outlet with earthing contact 230V~/16A, 3-pole Suitable for MCB 16 A characteristic B, C
400V~ 3-phase	
349.018	Input: 1.5 m cable H07RN-F 5G 1.5; with CEE plug 400V~/16A 5-pole Output: 1 x CEE socket 400V~/16A, 5-pole Suitable for MCB 16 A characteristic C, D



349.012



349.006



349.028



349.029



349.183



349.007



349.027



349.035



349.017



349.018



Spare parts: Fuse socket for CEE adapter 900.1086 | Fuse holder for CEE adapter 900.1061 | Micro fuse

Connection panels





Integrated units

VENID	66
CONFERENCE	68
TOP FRAME	70
CONI	74
CONI DUO	78
CONI COVER	82
CONEO	84
POWER FRAME COVER	86
POWER FRAME	88
KAPSA	92
DUE	96
TWIST	98
PIX	100
ELEVATOR	102
LIFT	106
WIRELESS CHARGER	110

Surface-mounted units

DESK 2	112
DESK 1	116
CASIA	120

Floor units

LanLight®	122
Consolidation Point	126

Accessories

Cable management	130
Cable glands	136



VENID

As part of a modern work and conference environment, the desk connection panel VENID offers both exceptional design and high functionality. The original desktop material can be integrated quickly and easily in the mounting frame, so the desktop and connection panel form a harmonious unit.


Perfectly integrated into the surface, VENID not only looks elegant but also offers a practical benefit: used cables can be stowed away conveniently in the tray. The cover, which can be folded open in either direction, is easy to operate and leaves space for the cables to be routed at the sides. Two power strips can be integrated into the VENID tray and equipped individually. The mounting frame and tray are available separately, so existing cable duct systems can also be used without a problem.

BENEFITS


- **Harmonious surface thanks to visually smooth integration**
- **Can be operated from either side**
- **Practical benefit of optional cable storage**
- **Flexible equipment options for PDU**



Tray dimensions (W x H x D): 334 x 173 x 79 mm
Mounting frame dimensions (W x H x D): 351 x 180 x 47 mm
Material: Mounting frame: plastic, anodised aluminium
 Tray: steel sheet
Mounting depth of frame without mounting clips: 45 mm
Mounting depth of frame with tray and power strip: 155 mm

Socket colour: black
Colour variants: 
Thickness of tabletop: 14–25 mm

VENID

#	
935.000	<p>VENID mounting frame Black aluminium (anodised, E6/EV6) With slot to clip in the VENID tray Lid can be opened on both sides with end stop The cut-out part of the original desktop is fitted in the inner frame Max. tabletop thickness up to 14-25mm</p>
935.100	<p>VENID tray (optional) Steel sheet, black, powder-coated Clips into VENID mounting frame Slot for two power strips</p>



935.000



935.100

VENID power strips

#								
---	---	---	---	---	---	---	---	---

Medium | Anodised aluminium profile | Power input: 0.2m cable and GST18 plug | Incl. mounting bracket | Width 229 mm

936.007	2					35°		2
936.008		2				35°		2
936.009	3					35°		1
936.010		3				35°		1
936.015			3			0°		1
936.012				2		35°		1
936.011				2		45°		1
936.003	1					35°	●	2
936.004		1				35°	●	2
936.013			1			0°	●	2
936.001	2					35°	●	1
936.002		2				35°	●	1
936.014			2			0°	●	1
936.006				1		35°	●	1
936.005				1		45°	●	1



936.007



936.015



936.004



936.005

For suitable **device supply cables**, see from page 182.

 For suitable **Custom Modules**, see from page 140.



CONFERENCE

CONFERENCE is a truly refined and discreet solution for individual access to power and data connections. For use in living and work environments, on conference and training desks or high-grade workstations, for example.

When not in use, CONFERENCE integrated in the top of the furniture. When you need power or data, simply press with your finger to release the magnetic catch. The opening flap then swings up. Once you have connected your notebook, projector, microphone etc., you can close the flap again. The opposite narrow closing flap adapts to the inserted cables – nothing is squashed and the table stays looking as elegant as before.

BENEFITS

- **Integrated into the top of the furniture**
- **Simply press with your finger to open**
- **Flap can be closed with cables plugged in**
- **Complete power strip can be quickly changed**
- **Suitable for veneer finishing**




Mounting depth with frame: 110 mm
Mounting depth without frame: 107 mm
Thickness of tabletop: 11–44 mm

Material: steel sheet

Colour variants:

Frameless

CONFERENCE without a frame is fitted from the underside of the tabletop. Therefore, only the pivoting flaps are visible on the tabletop. If necessary, the flaps can be customised to match the finish of your tabletop by applying a suitable veneer of up to 2 mm (this is not done ex works).




The power strip clicks into the mounting frame (no tools are required).



CONFERENCE with frame

#	
X-large Dimensions (WxH): 467 x 183 mm	
338.0212	Chrome effect finish (powder-coated)
338.0221	Grey metallic (powder-coated, similar to RAL9006)
338.0200	Moonstone metallic (powder-coated)
Medium Dimensions (WxH): 285 x 183 mm	
338.0210	Chrome effect finish (powder-coated)
338.0219	Grey metallic (powder-coated, similar to RAL9006)
338.0201	Moonstone metallic (powder-coated)



CONFERENCE without frame

#	
X-large Dimensions (WxH): 443 x 119 mm	
338.0230	Grey metallic (powder-coated, similar to RAL9006)
Medium Dimensions (WxH): 262 x 119 mm	
338.0231	Grey metallic (powder-coated, similar to RAL9006)



For suitable **power strips**, see from page 72.



TOP FRAME

TOP FRAME is the new power and data supply solution for living and work environments, such as conference facilities. The cover can be completely recessed, allowing power and data to be accessed from various sides conveniently. The balanced geometry of TOP FRAME fits elegantly into the top of the furniture, so tables can even be fitted with high-quality veneers.

TOP FRAME is also elegantly simple to open: press down with your finger to simply and silently open TOP FRAME and close it again.

BENEFITS

- **Access to power supply and data from any side**
- **Silent opening**
- **Integrated into the top of the furniture**
- **Can be installed flush with the top of the furniture**
- **Version with surrounding frame suitable for subsequent assembly**



Mounting depth without frame:
98 mm (110 mm incl. power strip)
Mounting depth with frame:
96 mm (108 mm incl. power strip)
Thickness of tabletop: 12–40 mm

Material: Housing: steel sheet
Lid: aluminium

Colour variants:



TOP FRAME without frame

#	
Base Black housing (powder-coated)	
925.101	X-large Dimensions (WxHxD): 483x92x98 mm
925.100	Medium Dimensions (WxHxD): 300x92x98 mm
X-large lid For mounting on TOP FRAME base (#925.101) With fixing screws	
925.0034	Aluminium (anodised & blasted/EV1)
925.0049	Black (anodised & blasted/EV6)
925.0023	Aluminium (anodised, E1/EV1)
Medium lid For mounting on TOP FRAME base (#925.100) With fixing screws	
925.0044	Aluminium (anodised & blasted/EV1)
925.0047	Black (anodised & blasted/EV6)
925.0022	Aluminium (anodised, E1/EV1)



TOP FRAME with frame

#	
X-large Colour: grey metallic (powder-coated, similar to RAL9006) Black housing (powder-coated)	
925.801	Symmetrical Dimensions (WxHxD): 583x192x110 mm
925.501	Asymmetrical Dimensions (WxHxD): 523x162x110 mm
Medium Colour: grey metallic (powder-coated, similar to RAL9006) Black housing (powder-coated)	
925.800	Symmetrical Dimensions (WxHxD): 401x192x110 mm
925.500	Asymmetrical Dimensions (WxHxD): 341x162x110 mm



For suitable **power strips**, see from page 72.

CONFERENCE and TOP FRAME power strips

#									
---	--	--	--	--	--	--	--	--	--

X-large | Power input/output: GST18i3 | Width 444 mm

909.0057	3						35°	●	4
909.0060		3					35°	●	4
909.0058				3			45°	●	2
909.005	2						35°		6
909.012		2					35°		6
909.033*			2				0°		6
909.006	3						35°		5
909.013		3					35°		5
909.0029				2			45°		5
909.007	4						35°		4
909.014		4					35°		4
909.050*					4		35°		4
909.0028				2			45°		4
909.0191			4				0°		4
909.008	5						35°		3
909.015		5					35°		3
909.020*			6				0°		3
909.0027				3			45°		3
909.009	6						35°		2
909.016		6					35°		2
909.0026				4			45°		2
909.0172			3				0°	●	4
X-large Without power input/output Width 444 mm									
909.001							0°		8



Material: anodised aluminium profile
Socket colour: black

For suitable **device supply cables**, see from page 182.



For suitable **Custom Modules**, see from page 140.

CONFERENCE and TOP FRAME power strips

#											
Medium Power input/output: GST18i3 Width 260 mm											
909.002	1						35°				3
909.025		1					35°				3
909.028*			1				0°				3
909.065*					1		35°				3
909.0024				1			45°				2
909.003	2						35°				2
909.010		2					35°				2
909.017			2				0°				2
909.029					2		35°				2
909.004	3						35°				1
909.011		3					35°				1
909.058*					3		35°				1
909.0023*				2			45°				1
909.0056	2						35°		•		1
909.0059		2					35°		•		1
909.0170			2				0°		•		1
Medium Power input/output: GST18i3 Width 260 mm 0.3 m GST18 extension cable including T-distributor											
909.0180			3				0°				1
Medium Without power input/output Width 260 mm											
909.000							0°				4



909.002



909.003



909.004



909.0056



909.0059



909.0180



909.000

CONNECTION PANELS

Accessories

#	
CONFERENCE guide rail set For power strips	
940.099	Plastic black guide rail Incl. 2 countersunk head screws 2.9x13 mm with Torx to DIN 7982



940.099

For suitable **device supply cables**, see from page 182.

For suitable **Custom Modules**, see from page 140.

* No storage type

Pictograms and their meaning can be found on page 279.



CONI

CONI brings flexibility to the work surface as it enables free, individual access to power. CONI's minimal mounting depth provides sufficient space, even if installed near the edge. A wide range of standard surfaces also ensures design freedom.

When closed, the surface of the furniture and CONI produce an even surface. If power or data connections are needed, CONI can be opened, the desired plugs plugged in and closed again. The integrated brush insert prevents the cables from jamming.

With CONI, you are free to decide how the sockets are configured because the power strip can be quickly replaced without any tools.

BENEFITS

- **Integrated into the top of the furniture**
- **Minimal mounting depth, robust frame design**
- **Integrated brush insert for closing once cables have been plugged in**
- **Power strip can be changed quickly**
- **Suitable for subsequent assembly**



Dimensions (W x H x D): Large: 387 x 151 x 58 mm
Small: 248 x 151 x 58 mm

Mounting depth of frame (without mounting clips): 56 mm

Thickness of tabletop: 10–35 mm

Material: Mounting frame: steel sheet
Socket material: plastic, aluminium

Socket colour: black

Colour variants:





Small CONI mounting frame
Width: 248 mm


Large CONI mounting frame
Width: 387 mm

The black brush strips can easily be replaced with colour brush strips; no tools are required.

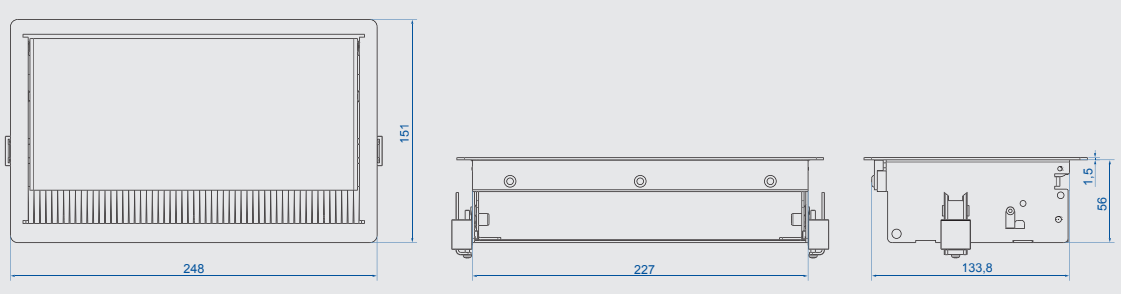
Simply remove the mounting frame from the top of the desk or table and unscrew the 3 re-usable plastic rivets.

CONI mounting frame

#	
Large	
338.0205	Grey metallic (powder-coated, similar to RAL9006)
338.0206	Anthracite (powder-coated, similar to RAL7016)
911.001	White (powder-coated, similar to RAL9010)
911.003	Black (powder-coated, similar to RAL9005)
911.005	Stainless steel (ground)
Small	
338.0203	Grey metallic (powder-coated, similar to RAL9006)
338.0204	Anthracite (powder-coated, similar to RAL7016)
911.000	White (powder-coated, similar to RAL9010)
911.002	Black (powder-coated, similar to RAL9005)
911.004	Stainless steel (ground)




Integrated brush insert for closing once cables have been plugged in.



For suitable **power strips**, see from page 80.

CONI bracket

- For mounting CONI power strips without using a mounting frame, can be installed e.g. under a tabletop in a cable tray. Standard chipboard screws (which can be purchased from all good retailers) are required for mounting.
- The back-side outlet and bending radii of power and data connections are considered.
- Material/surface: black steel sheet (powder-coated, similar to RAL9005)


#	
918.002	CONI bracket, tall Black 2 items in plastic bag Distance between floor and socket profile: 30 mm Distance between floor and top edge of power strip: 74 mm




CONI holder

- For optional mounting on CONI mounting frame
- Allows cable lengths to be stowed away when plugged in
- Easy to fit by inserting into mounting frame (already fitted), using plastic rivets supplied
- Small extra mounting depth of approx. 20 mm in addition to depth of mounting frame
- Material/surface: black steel sheet (powder-coated, similar to RAL9005)

#	
911.913	Large CONI holder
911.910	Small CONI holder



CONI brush strip

#	
Large CONI brush strip	
911.905	Red
911.906	Blue
911.907	White
911.908	Yellow
911.909	Black
Small CONI brush strip	
911.900	Red
911.901	Blue
911.903	Yellow
911.904	Black







CONI DUO

CONI DUO is ideal for narrow conference and training desks, but can also be used in any living and work environment. CONI DUO provides simple and unimpeded access to power, media and data connections from two sides. There is no reduction in leg room under the furniture.

When in a closed state, CONI DUO is fully integrated into the surface of the furniture. Cables can be very easily routed through the opening: thanks to the black brush insert this is also possible when CONI DUO is closed.

BENEFITS

- **Access from two opposite sides**
- **Just one cut-out needed**
- **Integrated into the top of the furniture**
- **Minimal mounting depth, robust frame design**
- **Integrated brush insert for closing once cables have been plugged in**



Dimensions (W x H x D): Large: 782 x 151 x 58 mm
Small: 505 x 151 x 58 mm

Mounting depth (without mounting clips): 56 mm

Thickness of desktop or tabletop: 10–35 mm

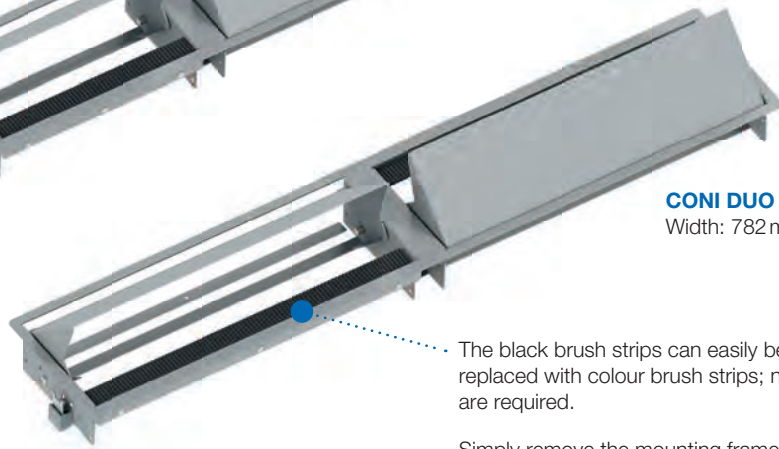
Socket colour: black

Material: Mounting frame: steel sheet
Socket material: plastic, aluminium

Colour variants: 



CONI DUO mounting frame 2x small
Width: 505mm



CONI DUO mounting frame 2x large
Width: 782mm

The black brush strips can easily be replaced with colour brush strips; no tools are required.

Simply remove the mounting frame and unscrew the 3 re-usable plastic rivets.

CONI DUO mounting frame

#	
2x large	
911.025	Grey metallic (powder-coated, similar to RAL9006)
911.029	White (powder-coated, similar to RAL9010)
2x small	
911.026	Grey metallic (powder-coated, similar to RAL9006)
911.028	White (powder-coated, similar to RAL9010)



i Not compatible with "CONI Holder" accessories

For suitable **power strips**, see from page 80.

Large CONI and CONI DUO power strips

#							
---	--	--	--	--	--	--	--

Power input: 0.2m cable and GST18i3 plug

912.004	1				35°		5
912.005	2				35°		4
912.011		2			35°		4
912.017			3		0°		4
912.006	3				35°		3
912.012		3			35°		3
912.018			4		0°		3
912.022				3	90°		3
912.007	4				35°		2
912.013		4			35°		2
912.019			5		0°		2
912.035*	1		3		35°/0°		2
912.0221				4	90°		2
912.008	5				35°		1
912.014		5			35°		1
912.021				4	90°		1
912.0168	2				35°	●	3
912.0169			3		90°	●	3
912.0172		2			35°	●	3
912.0280				2	90°	●	3

Power input: 2x 0.2m cable (black and red) and GST18i3 plug (black)

912.024	1 x black 2 x red				35°		3
912.025	2 x black 2 x red				35°		2

Without power input

912.001					0°		6
---------	--	--	--	--	----	--	---



Width: approx. 356 mm
Material: anodised aluminium profile

For suitable **device supply cables**, see from page 182.



For suitable **Custom Modules**, see from page 140.

Small CONI and CONI DUO power strips

#								
Power input: 0.2m cable and GST18i3 plug								
912.002	1					35°		2
912.009		1				35°		2
912.016				1		0°		2
912.0055*					1	35°		2
912.0080				1		90°		2
912.003	2					35°		1
912.010		2				35°		1
912.015			3			0°		1
912.037*	1		1			35°/0°		1
912.045				2		90°		1
333.1007	3					35°		
333.0500		3				35°		
912.0167	1					35°	●	1
912.0156	2					35°	●	
912.0171		1				35°	●	1
912.1781				1		90°	●	1
912.000						0°		3
912.0400			2			0°	●	1
333.1008	2					35°		2xCAT5e RJ45
Power input: 2x 0.2m cable (black and red) and GST18i3 plug (black)								
912.023*	1xblack 1xred					35°		1



CONNECTION PANELS

Width: approx. 217 mm
Material: anodised aluminium profile

For suitable **device supply cables**, see from page 182.

For suitable **Custom Modules**, see from page 140.

* No storage type

Pictograms and their meaning can be found on page 279.



CONI COVER

CONI COVER is an elegant way of accessing separate power supply units or standard cable installation systems under the top of furniture. It is ideal for tables with built-in cable ducts, for example. CONI COVER can of course also be retrofitted to existing equipment.

To access the connections, the cover of the CONI COVER simply has to be opened. Thanks to the integrated brush insert, the cover can even be closed again with devices connected. The harmonious appearance of an "even" furniture surface is retained.

Both small and large versions of the CONI COVER mounting frame are available. They have an R5 corner radius, which enables them to be flush-mounted in the furniture. The mounting depth of 24 mm is suitable for a minimum tabletop thickness of 16 mm. It is fixed in place with 4 screws. These are screwed on from the inside through corresponding holes on the long sides of the mounting frame. Mounting instructions and cut-out dimensions are supplied with the unit.

BENEFITS

- **Compatible with all manufactures of duct and furniture**
- **Ideal for retrofitting**
- **Integrated brush insert for closing even when cables are connected**




Outer dimensions (W x H): Large: 387 x 149 mm
 Small: 248 x 149 mm
Mounting depth of frame: 24 mm
Tabletop thickness: mind. 16 mm

Material: steel sheet


Colour variants:

Large CONI COVER mounting frame



CONI COVER mounting frame

#	
Large	
338.0080	Grey metallic (powder-coated, similar to RAL9006)
911.501	White (powder-coated, similar to RAL9010)
911.503	Black (powder-coated, similar to RAL9005)
Small	
338.0081	Grey metallic (powder-coated, similar to RAL9006)
911.500	White (powder-coated, similar to RAL9010)
911.502	Black (powder-coated, similar to RAL9005)



For suitable **STEP power strips**, see from page 26.



CONEO

CONEO – the quick and easy solution for integrating power and data connections into furniture in an elegant way.

Benefit from the custom modularity you can expect from BACHMANN and combine power supply with our choice of Custom Modules – for flexibility and adaptability, today and in the future.

BENEFITS

- **Quick and easy installation using special double-sided adhesive tape**
- **Set of items, comprising frame and power strip**
- **Outstanding flexibility by the use of Custom Modules**
- **Minimum mounting depth for ample leg room, even where the units are fitted near the edge**
- **Cables can be routed when in closed state**



Dimensions (W x H x D): 256 x 169 x 58 mm
Material: Mounting frame: steel sheet
 Socket material: plastic, aluminium
Mounting depth of frame: 56 mm

Thickness of desktop or tabletop: all thicknesses (product is glued)

Socket colour: black

Colour variants:



CONEO SET

#								
Grey metallic (powder-coated, similar to RAL9006) Power input: 0.2m cable and GST18 plug								
900.402	2				35°			2
900.403		2			35°			2
900.400	3				35°			1
900.401		3			35°			1
900.404				2	35°			1
900.405			2		45°			1
900.406	2				35°		●	1
900.407		2			35°		●	1
900.408	1				35°		●	2
900.409		1			35°		●	2
900.410			1		45°		●	1
900.411				1	35°		●	1



For suitable **Custom Modules**, see from page 140.



POWER FRAME COVER

POWER FRAME COVER is the elegant and compact power and data supply solution.

The POWER FRAME COVER has an attractive aluminium cover, designed for living and work environments with a strong design element, which also protects power and data connections from dust and dirt.

When the lid is fully open, both sides offer unimpeded access.

BENEFITS

- **High-quality design piece for work and living spaces**
- **Accessible from various sides**
- **Protection against dirt and dust**
- **Versatile: can be combined with sockets and data, audio and video modules**
- **Rapid installation of complete power strips**


AWARDS



Dimensions (W x H x D): see table x 88 x 42 mm
Material: aluminium
Mounting depth: 43 mm

Thickness of desktop or tabletop: all thicknesses (product is glued) | With screw connection, 10 mm and thicker

Colour variants:

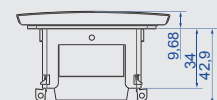



POWER FRAME COVER

#	
Large Width: 383 mm Mounting frame with aluminium flap for gluing into the furniture	
915.504	Aluminium (anodised E8/EV1)
Medium Width: 300 mm Mounting frame with aluminium flap for gluing into the furniture	
915.502	Aluminium (anodised E8/EV1)
Small Width: 255 mm Mounting frame with aluminium flap for gluing into the furniture	
915.500	Aluminium (anodised E8/EV1)
915.503	White (painted, similar to RAL9010)
915.501	Stainless steel (painted)
915.022	Black (anodised E1/EV6 and brushed)



Accessible from **every side.**



Dimensions in mm



Only power strips with **evenly flush Custom Modules** can be used in conjunction with POWER FRAME COVER.

For suitable **power strips**, see from page 90.



POWER FRAME

POWER FRAME is an easily accessible unit for supplying electricity. Combining compact dimensions with high-unlimited application options.

The power strip can be simply clicked into the mounting frame from below without using tools.

BENEFITS

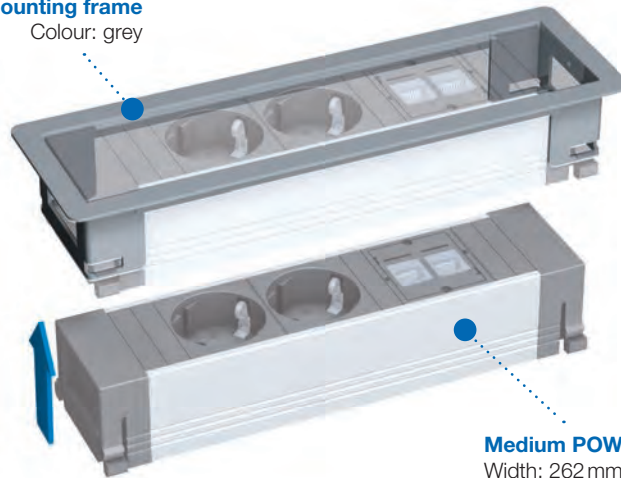
- **Compact dimensions**
- **Suitable for subsequent assembly**
- **Timeless design**
- **Versatile in application**
- **Rapid installation of complete power strips**



Dimensions (W x H x D): see table x 73 x 36 mm
Material: Mounting frame: steel sheet
 Socket material: plastic, aluminium
Mounting depth: Mounting frame: 34 mm
 Mounting frame incl. power strip + retaining bracket: 50 mm

Thickness of desktop or tabletop: min. 10 mm
Corner radius: R5
Socket colour: black
Colour variants:

Medium POWER FRAME mounting frame
Colour: grey



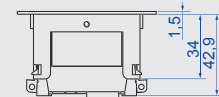


Medium POWER FRAME power strip
Width: 262 mm

POWER FRAME mounting frame

#	
Large Width: 369 mm	
317.007	Grey metallic (powder-coated, similar to RAL9006)
915.006	Black (powder-coated, similar to RAL9005)
915.003	White (powder-coated, similar to RAL9010)
Medium Width: 284 mm	
317.006	Grey metallic (powder-coated, similar to RAL9006)
915.004	Black (powder-coated, similar to RAL9005)
915.005	White (powder-coated, similar to RAL9010)
Small Width: 241 mm	
317.000	Grey metallic (powder-coated, similar to RAL9006)
317.001	Stainless steel
915.000	Black (powder-coated, similar to RAL9005)
915.001	White (powder-coated, similar to RAL9010)



Power strip is clicked into the mounting frame from underneath **without tools**.



Dimensions in mm

For suitable **power strips**, see from page 90.

Aluminium POWER FRAME (COVER) power strips

#								
---	--	--	--	--	--	--	--	--

Large | Width: 350 mm | Power input: 0.2 m cable and GST18i3 plug

916.030	4				35°			2
916.007	3				35°			3
916.025	2				35°			4
916.1110		4			35°			2
916.048		3			35°			3
916.023		2			35°			4
916.0361				3	90°			2
916.086				3	90°			3
916.024			3		0°			4
916.123			3		0°		●	3

Medium | Width: 262 mm | Power input: 0.2 m cable and GST18i3 plug

916.1000	2				35°			2
916.047		2			35°			2
916.0821				2	90°			2
916.0514	2				35°		●	1
916.0411		2			35°		●	1
916.0519				2	90°		●	1
916.0041	1				35°		●	2
916.0628		1			35°		●	2
916.0516				1	90°		●	2
916.173	3				35°		●	
916.1227		3			35°		●	
916.1229				3	90°		●	
916.006	3				35°			1
916.0621		3			35°			1
916.0520				3	90°			1

Small | Width: 220 mm | Power input: 0.2 m cable and GST18i3 plug

916.001	1				35°			2
916.003		1			35°			2
916.005*			1		0°			2
916.091				1	90°			2
916.000	2				35°			1
916.002		2			35°			1
916.004*			3		0°			1
916.082				2	90°			1
317.100	3				35°			
317.102		3			35°			
916.1129				3	90°			
916.010								3
916.0039	1				35°		●	1
916.0042		1			35°		●	1
916.0510				1	90°		●	1
916.0040	2				35°		●	
916.100				2	90°		●	
916.0270			1		0°		●	1



For suitable **device supply cables**, see from page 182.



For suitable **Custom Modules**, see from page 140.

Aluminium POWER FRAME (COVER) power strips

#									
Small Width: 220 mm Power input: 0.2 m cable and GST18i3 plug Front: socket Back: socket									
317.101	2				0°				2 x CAT5e RJ45
Small Width: 220 mm Power input: 2.0 m cable with ferrules and mounting plug, included									
916.1192	3				35°				
916.111		3			35°				
916.1193	2				35°		•		
916.112		2			35°		•		



Plastic POWER FRAME (COVER) power strips

#						
Medium Width: 262 mm Power input: 0.2 m cable and GST18i3 plug						
916.0601	2			0°		2
916.0611	1			0°		3
Small Width: 220 mm Power input: 0.2 m cable and GST18i3 plug						
916.061	1			35°		2
916.063			1	35°		2
916.060	2			35°		1
916.062			2	35°		1
317.117	3			35°		
916.059			3	35°		



For suitable **device supply cables**, see from page 182.

For suitable **Custom Modules**, see from page 140.



KAPSA

KAPSA's classic, reduced forms make it a power strip that is both design-orientated and space-saving – designed for the kitchen, office and many other areas in living and work environments.

The lid – which can be flipped open and changed – provides protection against external influences and is available in several versions. Modular equipment options make flexible configuration possible.

Installation from above guarantees simple mounting – also optionally available as a retrofitted solution. A low mounting depth of approx. 45 mm and a solid design characterise KAPSA and confirm that: less is more.

BENEFITS

- **Easily changeable lid available in various versions**
- **Modular equipment options**
- **Aluminium lid with high-quality look and feel**
- **Low mounting depth (approx. 45 mm)**
- **Simple mounting from above, retrofitting possible too**



Dimensions (W x H x D): see table x 51 x 71 mm


Mounting depth without cable: 45 mm

Material: Lid: aluminium

Socket: anodised aluminium profile

Thickness of tabletop: 10–40 mm

Socket colour: black

Colour variants: 

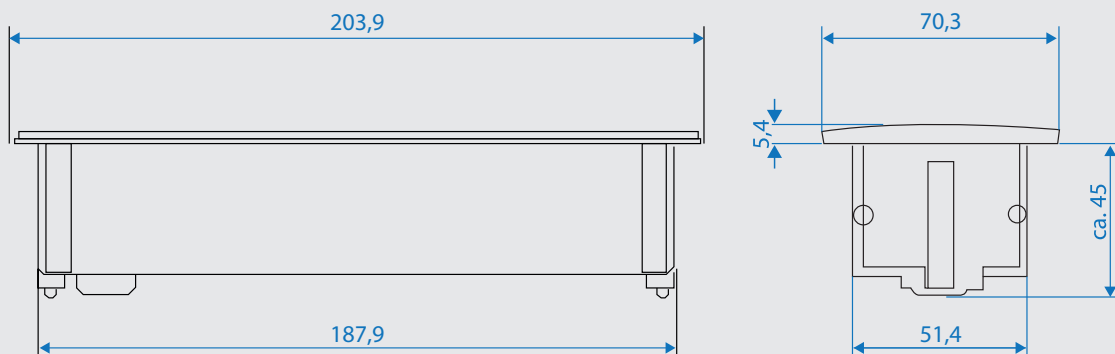


KAPSA lids

#	
Small Width: 204 mm	
927.100	Stainless steel look
927.101	Black (painted, similar to RAL9005)
927.102	White (painted, similar to RAL9010)
927.103	Aluminium (anodised E6/EV1)
X-small Width: 151 mm	
927.300	Stainless steel look
927.301	Black (painted, similar to RAL9005)
927.302	White (painted, similar to RAL9010)
XX-small Width: 68 mm	
927.500	Stainless steel look



Lid can be changed
and easily retrofitted.



Dimensions in mm, for small KAPSA power strips










Only power strips with **evenly flush Custom Modules** can be used in conjunction with the cover.



Other colour versions available on request


For suitable **power strips**, see from page 94.

Small KAPSA power strips

#							
Power input: 0.2m cable with GST18i3 Width 204 mm							
927.050	3				35°		
927.053		3			35°		
927.051	2				35°	●	
927.054		2			35°	●	
927.052	2				35°		1
927.055		2			35°		1
927.062	1				35°		2
927.064		1			35°		2
927.059			3		0°		
927.057				1	90°	●	1
927.061			2		0°		1
927.058				2	90°		1
Power input: 2.0m cable with ferrules and mounting plug Width 204 mm							
927.000	3				35°		
927.003		3			35°		
927.009			3		0°		
927.001	2				35°	●	
927.004		2			35°	●	
927.010			2		0°	●	
927.002	2				35°		1
927.005		2			35°		1
927.011			2		0°		1
Power input: 2.0m cable with mounted UK plug Width 204 mm							
927.006				3 (13A)	90°		
927.012				2 (13A)	90°	●	
927.007				1 (13A)	90°	●	1
927.008				2 (13A)	90°		1









CONNECTION PANELS

 Power strip and lid must be ordered separately

For suitable **device supply cables**, see from page 182.

 For suitable **Custom Modules**, see from page 140.



X-small KAPSA power strips

#						
Power input: 0.2m cable with GST18i3 Width 151 mm						
927.251	1				90°	●
927.254		1			90°	●
927.260			1		0°	●
927.257				1	90°	●
Power input: 2.0m cable with ferrules and mounting plug Width 151 mm						
927.200	2				90°	
927.203		2			90°	
927.209			2		0°	
927.201	1				90°	●
927.204		1			90°	●
927.210			1		0°	●
Power input: 2.0m cable with mounted UK plug Width 151 mm						
927.206				2 (13A)	90°	
927.207				1 (13A)	90°	●




CONNECTION PANELS

XX-small KAPSA power strips

#		
Power input: 2.0m cable with ferrules and mounting plug Width 68 mm		
927.400	1	
927.402		1



 Power strip and lid must be ordered separately

For suitable **device supply cables**, see from page 182.

 For suitable **Custom Modules**, see from page 140.



DUE

DUE is the ideal power strip for the kitchen. It guarantees an elegant power supply and can be used just as effectively in the office and in other areas. With its interchangeable lids, it can be colour-coordinated to its surroundings or create accents as desired, even after installation.

The split lid allows DUE to be slid open as required, with a design that looks equally elegant when in use. The low mounting depth of approximately 45 mm allows it to be compactly integrated into kitchen worktops or the wall or installed above drawers.

BENEFITS

- **Changeable lids available in black, white and stainless steel look**
- **Low mounting depth (approx. 45 mm)**
- **Space-saving design even when open**
- **Supplied with installation template**
- **Integrated water run-off**

AWARDS

DESIGN PLUS
powered by light+building



Focus Open 2016
Special Mention



Dimensions (W x H x D): 141 x 72 x 49 mm
Mounting depth without cable: 45 mm
Material: plastic
Thickness of desktop or tabletop: 10–40 mm

Socket colour: black

Lid colour variants: 


DUE power strips

#				
Power input: 0.2m cable with GST18i3 plug				
929.010	2			90°
929.012		2		90°
Power input: 2.0m cable with ferrules and mounting plug, included				
929.000	2			90°
929.002		2		90°
Power input: 2.0m cable with mounted UK plug				
929.004			2 (13A)	90°



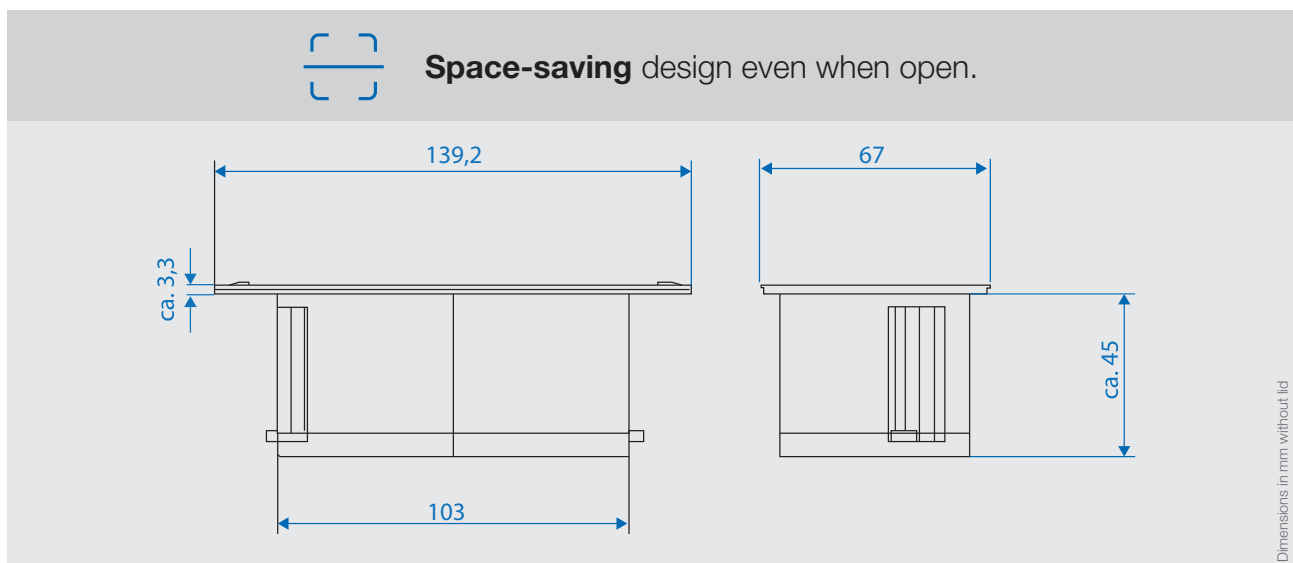

DUE lid

#	
929.100	Stainless steel look
929.101	Black (similar to RAL9005)
929.102	White (similar to RAL9010)



Accessories

#	
Hole saw For installing DUE	
926.900	In wood/plastic with cutting depth up to 44 mm Diameter 56 mm
918.900	Adaptor tool for hole saw with centre drill



Power strip and lid must be ordered separately

For suitable **device supply cables**, see from page 182.



TWIST

TWIST is a power strip for living and work environments such as the office, lounge or kitchen. With its compact design and low mounting depth, it is easily integrated in desks or kitchen worktops. Because the power cable is routed close to the housing, the mounting depth is only around 40 mm, so the unit can be easily installed above a drawer.

With various surfaces and colours, TWIST blends easily into both modern and organic interiors. An ingenious fastening mechanism: after use, simply rotate the lid and the sockets disappear underneath it.

TWIST has won numerous highly renowned design prizes including the Good Design Award 2014, the Red Dot Product Design Award 2012, the Focus Open 2014 Silver and Interior Innovation Award 2014, the Best Office Award at the Office Next Moscow trade fair 2014 and lastly the Interzum Award: intelligent material & design 2015.

BENEFITS

- **Just 40 mm mounting depth**
- **Quick and easy to install**
- **Suitable for subsequent assembly**
- **KEMA-KEUR approved**
- **Space-saving cable guide**

AWARDS



Dimensions (HxØ): 42.5x115 mm
Mounting depth: 40 mm
Desktop/tabletop thickness: as of 8 mm
Material: Cover disc: metal
 Socket: plastic

Socket colour: black
Colour variants:



Watch the TWIST installation video at bachmann.com



TWIST

#				
Stainless steel look Power input: 2.0m cable with ferrules and mounting plug, enclosed				
931.000	2			
931.002		2		
931.008			2 (T23)	
Matt chrome Power input: 2.0m cable with ferrules and mounting plug, enclosed				
931.021	2			
931.016		2		
Matt chrome Power input: 0.2m cable and GST18 plug				
931.001	1			2
931.003		1		2
931.009			1 (T13)	2
Black (painted, similar to RAL9005) Power input: 2.0m cable with ferrules and mounting plug, enclosed				
931.100	2			
931.102		2		
Black (painted, similar to RAL9005) Power input: 0.2m cable and GST18 plug				
931.101	1			2
931.103		1		2
White (painted, similar to RAL9010) Power input: 2.0m cable with ferrules and mounting plug, enclosed				
931.200	2			
931.202		2		
White (painted, similar to RAL9010) Power input: 0.2m cable and GST18 plug				
931.201	1			2
931.203		1		2



CONNECTION PANELS

Accessories

#	
Hole saw For installing the TWIST	
931.900	In wood/plastic Cutting depth up to 44 mm Diameter 105 mm
918.900	Adaptor tool for hole saw with centre drill



With **a mounting depth of just 40 mm**, the TWIST is so compact that it is even possible to install it above a drawer.

Dimensions in mm

For suitable **device supply cables**, see from page 182.

For suitable **Keystones**, see from page 143.



PIX

The stylish PIX range is a collection of delicate, round sockets and connection units that can be used in many different ways – in the office, kitchen, public lounge or at home.

Used alone or in your chosen combination, the decorative rings are available in various colours and can be changed. An ingenious, swivel-mounted lid, providing protection from dust and dirt, is available as an option for PIX and can also be retrofitted.

With its round, flat shape and minimalist appearance, PIX meets design requirements exactly where you need it.

BENEFITS

- **Can be integrated on its own or in your chosen combination**
- **Changeable, coloured decorative rings**
- **Small mounting diameter of 56 mm**
- **Optionally with swivel-mounted lid**
- **Simple mounting from above, retrofitting possible too**


AWARDS



Dimensions (H x Ø): 50x68 mm
Mounting depth without cable: 45 mm
Thickness of tabletop: 10–40 mm

Socket colour: black
Material: plastic

Colour variants:



PIX power strips

#					
---	--	--	--	--	--

2 decorative rings (black, similar to RAL9005 and white, similar to RAL9010)

Power input: 0.2m cable with GST18i3

926.000	1				
926.002		1			
926.006				1	
926.004			1		
926.010					1



926.000

926.010

3 decorative rings (black, similar to RAL9005, white, similar to RAL9010 and stainless steel look)

Power input: 2.0m cable with ferrules and mounting plug, enclosed

926.001	1				
926.003		1			
926.005			1		

3 decorative rings (black, similar to RAL9005, white, similar to RAL9010 and stainless steel look)

Power input: 2.0m cable with mounted UK plug

926.007				1 (13A)	
---------	--	--	--	---------	--



926.007

926.101

926.102


PIX lid set

· Swivelling lid with matching decorative ring incl. covers for all countries and connection variants

#	
926.100	Stainless steel look
926.101	Black (similar to RAL9005)
926.102	White (similar to RAL9010)

PIX decorative ring set "classic"


#	
926.200	5 coloured decorative rings in yellow (similar to RAL1028), green (similar to RAL6018), pink (similar to RAL4003), red (similar to RAL3020), blue (similar to RAL5015)



926.200

Accessories

#	
Hole saw For installing the PIX	
926.900	In wood/plastic Cutting depth up to 44 mm Diameter 56 mm
918.900	Adaptor tool for hole saw with centre drill



926.900

Similar to picture

918.900



PIX decorative rings available in eight colour variants

For suitable **device supply cables**, see from page 182.



For suitable **Custom Modules**, see from page 140.



ELEVATOR

ELEVATOR fits perfectly in any setting. With a diameter of 79mm, ELEVATOR is ideal for integrating power and data connections in tiny spaces. Simply press down with your finger to raise and lower ELEVATOR.

Installation is incredibly simple. ELEVATOR is placed in a cut-out 79 mm in diameter and secured to the furniture using a lock ring.

BENEFITS

- **Press down with your finger to raise**
- **Quick and easy to install**
- **Suitable for subsequent assembly**
- **Suitable for standard 79 mm hole**



Dimensions (H x Ø): 230x115 mm
Mounting depth (without cable): 135 mm
Thickness of desktop or tabletop: 16–60 mm
Material: Profile: aluminium
 Socket material: plastic

Socket colour: black
Colour variants:



Watch the ELEVATOR installation video at bachmann.com



ELEVATOR



Stainless steel look | Power input: 2.0m cable with ferrules and mounting plug, enclosed

928.002	2					90°		
928.003	1				2	90°/0°		
928.007		2				90°		
928.024			2 (T23)			90°		
928.017	1					90°	•	
928.020		1				90°	•	
928.046				1 (13 A)		90°	•	

Matt chrome | Power input: 0.5m cable and GST18 plug, 3.0m data cables incl. plug/socket

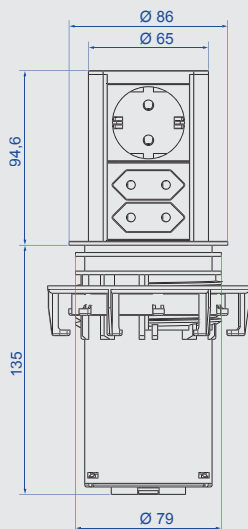
928.004	1					90°		2x CAT6
928.005	1					90°		1x CAT6 1x USB 3.0A
928.006	1					90°		1x CAT6 1x HDMI
928.008		1				90°		2x CAT6
928.009		1				90°		1x CAT6 1x USB 3.0A
928.010		1				90°		1x CAT6 1x HDMI
928.035			1 (T13)			90°		2x CAT6
928.039				1 (5 A)		90°		1x CAT6 1x USB 3.0A
928.026				1 (5 A)		90°	•	



CONNECTION PANELS



Simply press down with your finger to raise and lower ELEVATOR.



Dimensions in mm



With ELEVATOR, Keystones cannot be changed!

For suitable **device supply cables**, see from page 182.

Accessories

#	
Hole saw For installing ELEVATOR	
928.900	In wood/plastic Cutting depth up to 44 mm Diameter 79 mm
918.900	Adaptor tool for hole saw with centre drill



928.900

Similar to picture



918.900





ELEVATOR COVER

ELEVATOR COVER is the ideal mounting add-on and screen for the ELEVATOR power strip. With a housing for mounting inside the cabinet, ELEVATOR COVER holds all ELEVATORS perfectly.

ELEVATOR can be raised as usual with one press of the thumb and provides up to three sockets in a very small space. After use, ELEVATOR disappears back into the ELEVATOR COVER.

BENEFITS

- **Mounting add-on and screen suitable for ELEVATOR**
- **Can be mounted quickly and easily on the wall or in a corner**
- **Suitable for subsequent assembly**

ELEVATOR COVER

#	
Stainless steel look Cover: black	
928.902	Housing to hold ELEVATOR E.g. for mounting inside kitchen wall cupboard



Dimensions (W x H x D): 127 x 127 x 150 mm

Material: aluminium, plastic



LIFT

LIFT is the totally practical combination of delicate design and high-precision mechanic. The unit is recessed neatly in the surface of the furniture when not in use. Simply touch to raise out of the work surface ready for docking on all four sides. Once you have finished using the LIFT unit, simply push it back into its initial recessed position by hand – cutting-edge technology in motion.

LIFT can be supplied in a variety of power and data connection configurations. This highly compact unit needs a drill hole only 140mm in diameter for installation. Mounting depth when both open and closed is just 184mm.

BENEFITS

- **Simply touch to raise automatically**
- **Attractive design all round**
- **Access points on four sides**
- **Incredibly compact dimensions**
- **Low mounting depth**
- **4 connecting units on one height unit**



Dimensions (H x Ø): 286 x 210 mm
Hole diameter: 140 mm
Mounting depth without cable: 184 mm
Material: Housing: plastic
 Profile: aluminium

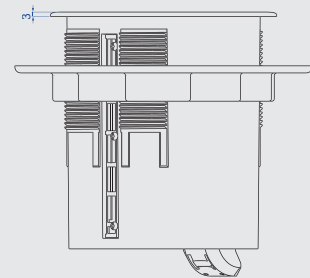
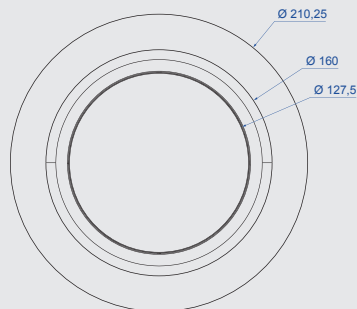
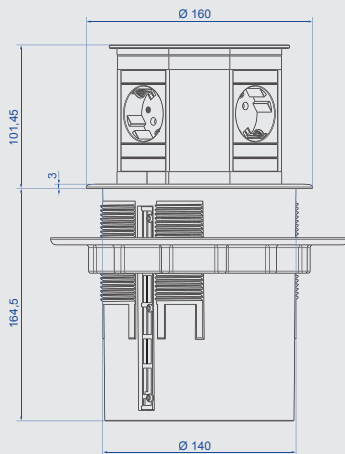
Thickness of desktop or tabletop: 10–60 mm

Socket colour: black

Colour variants: 



Simply press down with your finger to raise and lower LIFT.



Dimensions in mm



LIFT black




Power input: 0.5m cable and GST18i3 plug

904.000	4				35°		
904.004		4			35°		
904.024*			4		0°		
904.020*				4	90°		

Power input: 3.0m cable and plug | Data cable 3.0m


904.001	3				35°		2x CAT6
904.005		3			35°		2x CAT6
904.025*			3		0°		2x CAT6
904.021*				3	90°		2x CAT6
904.0001*	2				35°	●	2x CAT6
904.002	2				35°		2x CAT6 1x VGA+ miniature jack
904.006		2			35°		2x CAT6 1x VGA+ miniature jack
904.026*			2		0°		2x CAT6 1x VGA+ miniature jack
904.022*				2	90°		2x CAT6 1x VGA+ miniature jack
904.003	2				35°		2x CAT6 2x USB
904.007		2			35°		2x CAT6 2x USB
904.027*			2		0°		2x CAT6 2x USB
904.023*				2	90°		2x CAT6 2x USB
904.045	1				35°		2x CAT6 1x VGA+ miniature jack 1x HDMI
904.0100			2		0°		2x CAT6 1x HDMI





LIFT silver

#				
Power input: 0.5m cable and GST18i3 plug				
904.008	4		35°	
904.012		4		
Power input: 3.0m cable and plug Data cable 3.0m				
904.009	3		35°	2 x CAT6
904.010	2		35°	2 x CAT6 1 x VGA+miniature jack
904.011	2		35°	2 x CAT6 2 x USB
904.052	1		35°	2 x CAT6 1 x VGA+miniature jack 1 x HDMI



Accessories

#	
Hole saw For installing LIFT	
904.900	In wood/plastic Cutting depth up to 44mm Diameter 140mm
918.900	Mounting tool for hole saw with centre drill





WIRELESS CHARGER


The WIRELESS CHARGER allows all Qi-enabled mobile devices to be charged wirelessly. No plugs, no irritating cables – the smartphone or tablet is simply and conveniently placed onto the charging module to charge.

The WIRELESS CHARGER can be very easily and quickly integrated into a wide range of surfaces. The WIRELESS CHARGER is placed into a cut-out 79 mm in diameter and secured from below in the table surface using clamping claws.

BENEFITS

- **Wireless charging station**
- **For installation in tabletops**
- **With USB charger enclosed**


WIRELESS CHARGER

#	
	
Black plastic housing Power input 1.5 m cable with USB A connection	
934.000	Charging standard: WPC1.1 Input: 5 V Output: 5 V Charging distance: 4–6 mm For 79 mm standard hole



934.000

Accessories

#	
	
Hole saw For installing the wireless charger	
928.900	Hole saw for wood/plastic Cutting depth up to 44 mm Diameter 79 mm
918.900	Adaptor tool for hole saw with centre drill



928.900

Similar to picture



918.900



Charge a smartphone **without cables.**



DESK 2

DESK 2 is a power strip that can be populated with various communication modules. It has been designed for flexible use in the office, meeting rooms, home offices or desk-sharing environments. But DESK 2 is great at living spaces, too.

The power strip is made from aluminium and is available in various colours. The connections are screwed onto the standardised module windows and can be easily converted.

BENEFITS

- **Design solution for the modern living and work environment**
- **User-focused 35° orientation**
- **Covered cable routing to the edge**
- **Custom versions for future-proofing**
- **Red Dot Design Award winner 2011**
- **IF Award winner 2012**
- **Nominated for the German Design Award 2012**

AWARDS



reddot design award
winner 2011



Dimensions (WxHxD): see table x86x100mm

Material: Profile: aluminium
Socket: plastic

Desktop/tabletop thickness: 10–40mm

Socket colour: black

Colour variants:

DESK 2 power strips – white, similar to RAL9010

#													
---	--	--	--	--	--	--	--	--	--	--	--	--	--

Without device supply cable | Power input: 0.2m with GST18 | Including mounting brackets

902.2048	3													35°			197 mm
902.213					2									45°			197 mm
902.214					4									45°			317 mm
902.200	3													35°		1	239 mm
902.204			3											35°		1	239 mm
902.206					2									45°		1	239 mm
902.208				3										90°		1	239 mm
902.203	2													35°		1	197 mm
902.211	2													35°		2	239 mm
902.207					2									45°		2	274 mm
902.201	3													35°		2	282 mm
902.205			3											35°		2	282 mm
902.209				3										90°		2	282 mm
902.202	3													35°		3	324 mm
902.380	1													35°	●		155 mm
902.3641			1											35°	●		155 mm
902.228	2													35°	●	1	241 mm
902.232*			2											35°	●	1	239 mm
902.231						2								45°	●	1	274 mm
902.229*	2													35°	●	2	282 mm
902.230*					2									90°	●	2	282 mm

With device supply cable | Power input: 0.2m with GST18 | Including mounting brackets | 1.5m separate device supply cable GST18/earthing contact

902.301	3													35°		1 x CAT6 coupling socket/socket 1 x USB A/A 3.0 keystone module	239 mm
902.302	3													35°		2 x CAT6 coupling socket/socket 1 x USB A/A 3.0 keystone module 1 x HDMI keystone socket/socket	282 mm
902.300	3													35°			197 mm



CONNECTION PANELS



A real eye-catcher thanks to its **high-quality design**.

For suitable **device supply cables**, see from page 182.



For suitable **Custom Modules**, see from page 140.

* No storage type

DESK 2 power strips – inox (stainless steel look)

#									
---	--	--	--	--	--	--	--	--	--

Without device supply cable | Power input: 0.2m with GST18 | Including mounting brackets

902.4048	3								35°				197 mm
902.400	3								35°		1		239 mm
902.404		3							35°		1		239 mm
902.406				2					45°		1		239 mm
902.408			3						90°		1		239 mm
902.403	2								35°		1		197 mm
902.411	2								35°		2		239 mm
902.407				2					45°		2		274 mm
902.401	3								35°		2		282 mm
902.405		3							35°		2		282 mm
902.409			3						90°		2		282 mm
902.402	3								35°		3		324 mm
902.5712	1								35°	●			155 mm
902.5711		1							35°	●			155 mm
902.428	2								35°	●	1		241 mm
902.432*		2							35°	●	1		239 mm
902.431				2					45°	●	1		274 mm
902.429*	2								35°	●	2		282 mm
902.430*			2						90°	●	2		282 mm

With device supply cable | Power input: 0.2m with GST18 | Including mounting brackets | 1.5m separate device supply cable GST18/earthing contact

902.500	3								35°				197 mm
902.501	3								35°		1 x CAT6 coupling socket/socket 1 x USB A/A 3.0 keystone module		239 mm
902.502	3								35°		2 x CAT6 coupling socket/socket 1 x USB A/A 3.0 keystone module 1 x HDMI keystone socket/socket		282 mm



DESK 2 power strips – black, similar to RAL9005

#									
---	--	--	--	--	--	--	--	--	--

Without device supply cable | Power input: 0.2m with GST18 | Including mounting brackets

902.602	2								35°	●	1		241 mm
902.603		2							35°	●	1		239 mm
902.705	1								35°	●			155 mm
902.706		1							35°	●			155 mm
902.600			2						90°	●	1		261 mm
902.725			1						90°	●			155 mm
902.611				2					45°	●	1		283 mm
902.726				1					45°	●			198 mm



For suitable **device supply cables**, see from page 182.


For suitable **Custom Modules**, see from page 140.

Accessories

#	
DESK 2 cable guide Covered cable guide to the edge of the table	
918.106	Plastic painted in white, similar to RAL9010
918.107	Plastic, painted in inox (stainless steel look)
918.124	Plastic painted in black, similar to RAL9005
DESK 2 adhesive sockets 2x TESA POWER STRIP	
918.110	2x adhesive set, plastic, painted in white, similar to RAL9005
918.111	2x adhesive set, plastic, painted in inox (stainless steel look)
918.122	2x adhesive set, plastic, painted in black, similar to RAL9005
Mounting bracket for tabletop thicknesses of 25 to 50 mm	
930.120	Anodised aluminium, material thickness approx. 9 mm Content: 2x mounting clamps, anodised aluminium profile, 2x Allen bolts M5 x 60 mm



DESK 2 is secured to the furniture with aluminium mounting brackets and cables are routed behind the screen.



Particular attention has been paid to the design of DESK 2. In terms of technology, DESK 2 has a modular structure, just like its predecessor DESK 1. Like all other BACHMANN desk connection panels with media and data modules, DESK 2 is adapted to individual requirements and future purposes using BACHMANN Custom Modules.



DESK 2 mounting brackets are suitable for desktop thicknesses of 10 mm to 40 mm. Alternatively, DESK 1 standard mounting brackets (art. no. 930.120) can also be used for DESK 2. In combination with DESK 2, these cover a range of 25 mm to 55 mm.



DESK 1

DESK is the ideal solution for data, media and power management wherever these connections need to be flexible. Typical situations might include meeting rooms, home offices or desk sharing environments.

The modular construction of DESK enables it to be factory-configured with exactly the communications and power connections required for specific applications. For the power supply, there is therefore a free choice of either the flexible Wieland connector system or permanent connections. The data connections are fitted with adapters as standard, but can likewise also be fixed connections.

BENEFITS

- **Flexibility of use regardless of location**
- **With Wieland connector system or fixed cable connections**
- **With fixation or free-standing**
- **Custom versions for future-proofing**



Dimensions (W x H x D): see table x 73 x 93 mm
Material: Anodised aluminium profile
 Socket: plastic



Socket colour: black

Colour variants:

DESK 1 power strips – without cable

· Power input: GST18 | Power output: GST18

#								
902.0048	3					35°		229mm
339.1018				2		45°		229mm
902.1804			3			0°		229mm
902.1313		3				35°		229mm
902.0049	4					35°		271mm
902.1076	4					35°		271mm
339.110			4			0°		242mm
339.1020				4		45°		356mm
902.000	3					35°	1	281mm
902.004		3				35°	1	281mm
902.008			3			0°	1	258mm
902.1017				2		45°	1	276mm
902.001	3					35°	2	324mm
902.005		3				35°	2	365mm
902.009			3			0°	2	301mm
902.024				2		45°	2	346mm
902.002	3					35°	3	366mm
902.006		3				35°	3	366mm
902.010			3			0°	3	344mm
902.0089				2		90°	3	344mm
902.003	3					35°	4	409mm
902.007		3				35°	4	409mm
902.0382	1					35°	•	197mm
902.1309		1				35°	•	189mm
902.0192	2					35°	•	281mm
902.068		2				35°	•	239mm
902.166				2		45°	•	274mm
902.1992			2			0°	•	239mm
902.0182	2					35°	•	281mm
902.0185		2				35°	•	281mm
902.0184				2		45°	•	316mm
902.0578			2			90°	•	301mm
902.0183*	2					35°	•	324mm
902.0161			2			90°	•	324mm
902.0562		2				35°	•	324mm
902.0261				2		45°	•	359mm
Including 1 switch, 2-pole, illuminated, blue								
902.0050	3					35°		271mm
902.017	3					35°		324mm



CONNECTION PANELS



Individual equipment entirely according to your wishes.



Standard items are supplied without mounting brackets

For suitable **device supply cables**, see from page 182.



For suitable **Custom Modules**, see from page 140.

* No storage type

DESK 1 power strips – with cable

#										
---	--	--	--	--	--	--	--	--	--	--

Power input: 1.0m with GST18

902.054	3				35°			1		281 mm
902.0234		3			35°			1		281 mm
902.0220			3		90°			1		317 mm
902.1432				2	45°			1		276 mm
902.0096	3				35°			2		324 mm
902.0222		3			35°			2		324 mm
902.0221			3		90°			2		301 mm
902.026				2	45°			2		346 mm
902.0243	2				35°		●	1		281 mm
902.0168		2			35°		●	1		281 mm
902.0260				2	45°		●	1		316 mm
902.0218			2		90°		●	1		314 mm
902.0245	2				35°		●	2		324 mm
902.0142		2			35°		●	2		324 mm
902.0219			2		90°		●	2		324 mm
902.0250				2	45°		●	2		359 mm

Power input: 3.0m | With right-angled plug with earthing contact | Including standard mounting brackets and screws

339.1000	4	35°								268 mm
----------	---	-----	--	--	--	--	--	--	--	--------

Power input: 3.0m | With right-angled plug with earthing contact | Including standard mounting brackets and screws | 1 x switch, 2-pole, blue illuminated

339.1001	3	35°								268 mm
----------	---	-----	--	--	--	--	--	--	--	--------

DESK 1 power strips – equipped

#				
---	--	--	--	--

Power input: GST18i3 plug | Power output: GST18i3 socket | Incl. standard mounting brackets and screws

339.1004	3	35°	2 x CAT5e RJ45, front: socket/back: socket	284 mm
339.1005	3	35°	2 x CAT5e RJ45, front: socket/back: socket 1 x VGA 15-pin + miniature jack 3.5 mm	296 mm
339.1006	3	35°	2 x CAT5e RJ45, front: socket/back: socket 1 x USB A/A socket	325 mm
339.1002	3	35°		229 mm



902.054



902.0234



902.1432




902.0096



339.1000



339.1001



339.1004



339.1005



339.1006

For suitable **device supply cables**, see from page 182.

For suitable **Custom Modules**, see from page 140.

DESK 1 – every possibility at your fingertips.



Plug connectors as standard

The standard power connection features a Wieland plug connector in the rear panel and provides both reliable power feed and also flexibility in cable length. The cables can be swapped for longer or shorter power supply cables, for example, if needed. We use Wieland's GST18 plug connector, which is popular all over the world, as standard. This plug connector has a catch mechanism which complies with the relevant standards and can be released again if required. The contacts on the plug connector are safe to touch. A power output socket provides a means of forwarding power to the next module.



Mounting without damage

DESK 1 can be mounted on the edge of a table quickly and easily using a set of mounting brackets. A size 4 Allen key is required in order to tighten the inside screw on the mounting bracket. Mounting does not damage the furniture. You will find a range of mounting brackets and units on this page.

DESK 1 plus STEP combined

The ideal overall solution is a combination of DESK 1 and STEP power strips. DESK 1 provides easy access to power and data connections for various devices (laptop, mobile phone, USB etc.) whilst the STEP power strip under the tabletop supplies power to fixed devices such as a PC, monitor, printer etc. The STEP power strip is screwed in place underneath the top of the desk or table or placed in a duct underneath. The integrated Wieland connection system allows power strips to be connected in series in compliance with standards.

Accessories

#	
918.001	Mounting brackets, narrow for tabletop/desktop thickness up to 50 mm Stainless steel, material thickness 3 mm Content: 2 stainless steel mounting brackets, 2 M5x45 mm Allen bolts
930.120	Mounting brackets, standard for tabletop/desktop thickness up to 50 mm Anodised aluminium, material thickness approx. 9 mm Content: 2x mounting clamps, anodised aluminium profile, 2x Allen bolts M5 x 60 mm
930.180	Mounting brackets, long for tabletop/desktop thickness up to 80 mm Long mounting bracket 50–80 mm Content: 2x mounting clamps, painted black, similar to RAL9011, 2x M5x45 mm Allen bolts, 2x M5x60 mm Allen bolts
930.183	Chipboard screw for DESK end caps for desktop thicknesses over 15 mm Content: 2x screws, 4x 90mm, 2x brass threaded sleeve
930.182	Mounting plate Black plastic Mounting plates for attachment to DESK end caps Content: 2x mounting plates, 2x screws, 2x tesa Powerstrip®





CASIA

The universal power strip is an efficient solution providing an easy-to-access power connection in living and work environments, e.g. in the kitchen. The power strip can be mounted in a corner or on the wall.

The cover surface with stainless steel look has a timeless design and is therefore ideally suited to a modern interior. The power strip is available in several versions – for example with a rocker switch or USB double charger.

BENEFITS


- **Supplied with cover for individual adjustment of installation height**
- **Quick and flexible in use**
- **For wall or corner mounting**
- **Suitable for subsequent assembly**
- **Timeless design**
- **Secure installation**






Dimensions (W x H x D): 458–580 x 70 x 92 mm

Material: Profile: stainless steel look

Socket colour: black

Colour variants: 

CASIA power strip

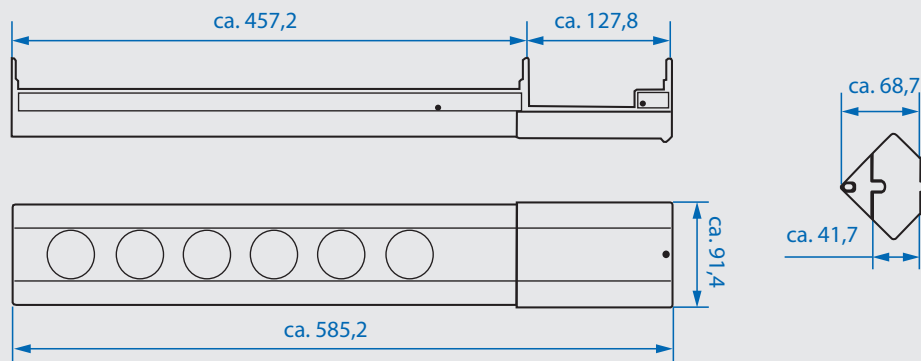
#			
Power input: 2.0m H05VV-F 3G 1.5mm² with mounting plug, enclosed			
923.006	4		
923.010		4	
Power input: 2.0m H05VV-F 3G 1.5mm² with mounting plug, enclosed 1 x rocker switch			
923.007	4		
923.008	4		•
923.011		4	
923.012		4	•



CONNECTION PANELS



Individual adjustment of installation height to your specifications.



Dimensions in mm



LanLight®

Modular installation offering flexible supply to office workstations.

LanLight® combines power, network connectivity, connections to media and even lighting in one modular, multifunctional system. The consistently modular construction lets you adapt and use it flexibly in office environments. The supply system creates order in providing the various connections required at the workplace, and so increases safety. With its clear styling and high-quality materials, it fits harmoniously and unobtrusively into its surroundings.

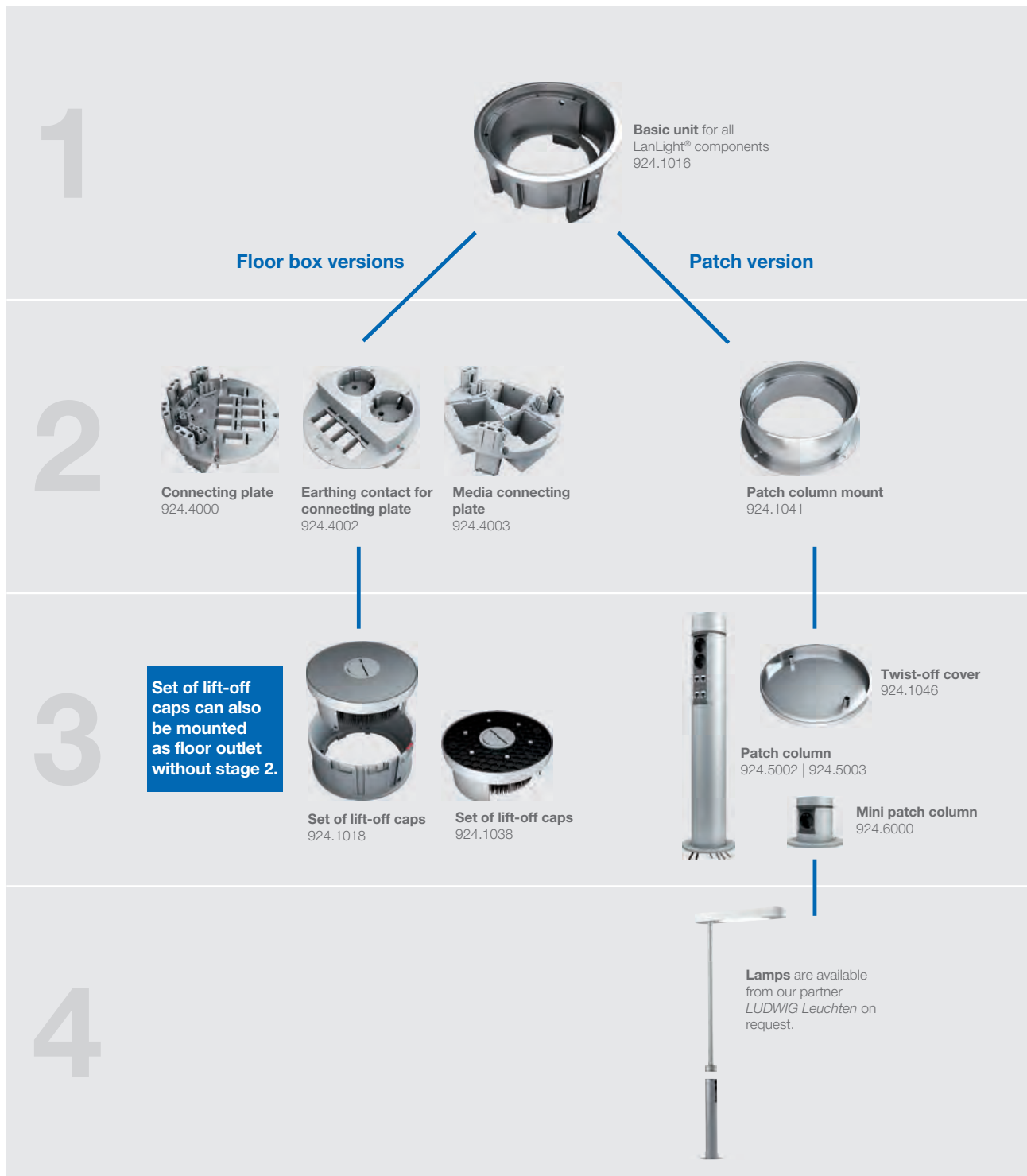
LanLight®
SMART SUPPLY SYSTEM

BENEFITS

- **Delivers exactly what is needed to each workstation**
- **Provides power, data and media connections and lighting**
- **Modular and multifunctional – from cable connections to floor box and mobile power columns (with or without light fittings)**
- **Attractive, harmonious visual design**
- **No tangle of cables under the desk**

AWARDS





Stage 1: LanLight® base unit

#	
Base unit for all LanLight® components Modular installation box	
924.1016	<ul style="list-style-type: none"> · Fits into raised and false floors · Fixes in round cut-out with diameter 152 (+1) mm · For floor thicknesses from 25 to 70 mm (min. floor thickness 35 mm for column versions) · Fixed by three clamping claws · Overall height: 97 mm, mounting depth: 93 mm, external diameter: 162 mm · Die-cast aluminium



Stage 2: LanLight® inserts

#	
Connecting plates for fitting in set of LanLight® lift-off caps	
924.4001	<p>8P/4S connecting plate with breakout cable and GST18i3 plug</p> <ul style="list-style-type: none"> · Accommodates up to 4 Wieland GST15i3 sockets (current) and 8 data jacks (Keystone) · Rear strain relief for power connections · Disengagement aid for Wieland GST15i3 plugs · 4 x Wieland GST15i3 installation socket, fitted, incl. 0.2m H05VV-F3G 2.5 mm² supply cable to GST18i3 plug · Accommodates up to 8 data jacks (Keystone) · Rear strain relief for power connections · Coded connections (data 1-8, current A-D) · Diameter: 114.8 mm
924.4000	<p>8P/4S connecting plate for mains connection by client</p> <ul style="list-style-type: none"> · Accommodates up to 4 Wieland GST15i3 sockets (current) and 8 data jacks (Keystone) · Rear strain relief for power connections · Disengagement aid for Wieland GST15i3 plugs · Coded connections (data 1-8, current A-D) · 4 x Wieland GST15i3 installation socket · To connect up to 8 data jacks (Keystone) · Diameter: 114.8 mm
924.4009	<p>Earthing contact unit 4P/2S with breakout cable and GST18i3 plug</p> <ul style="list-style-type: none"> · Accommodates up to 4 data jacks (Keystone) · Rear strain relief for power connections integrated into housing · Coded connections (data 1-4, current A-B) · Including 2 x 0.2 m H05VV-F3G 2.5 mm² supply cable to GST18i3 plug · Diameter: 114.8 mm
924.4002	<p>Earthing contact unit for 4P/2S connecting plate for mains supply by client</p> <ul style="list-style-type: none"> · To connect up to two phases to the socket outlets with earthing contact · Accommodates up to 4 data jacks (Keystone) · Rear strain relief for power connections integrated into housing · Coded connections (data 1-4, current A-B) · Diameter: 114.8 mm
924.4003	<p>Media connecting plate for 3 x Custom Module and 3x power for mains connection by client</p> <ul style="list-style-type: none"> · To connect up to 3 Wieland GST15i3 sockets (power) and 3 BACHMANN Custom Modules · Rear strain relief for power connections · 3 x Wieland GST15i3 installation socket · Disengagement aid for Wieland GST15i3 plugs · Coded connections (Custom Modules 1-3, current A-C) · Diameter: 114.8 mm
924.4004	<p>Media connecting plate for 3 x Custom Module and 3x power with breakout cable and GST18i3 plug</p> <ul style="list-style-type: none"> · Accommodates up to 3 BACHMANN Custom Modules · 3 x Wieland GST15i3 installation socket, fitted, incl. 0.2 m H05VV-F3G 2.5 mm² supply cable to GST18i3 plug · Rear strain relief for power connections · Disengagement aid for Wieland GST15i3 plugs · Coded connections (Custom Modules 1-3, current A-C) · Diameter: 114.8 mm
Patch column mount	
924.1041	<p>Patch column mount</p> <ul style="list-style-type: none"> · Used to directly mount the LanLight® columns · For 924.5002, 924.5003 and 924.6000



CONNECTION PANELS

 For suitable **Keystones**, see from page 143.

 For suitable **Custom Modules**, see from page 140.

Stage 3: Lid variants

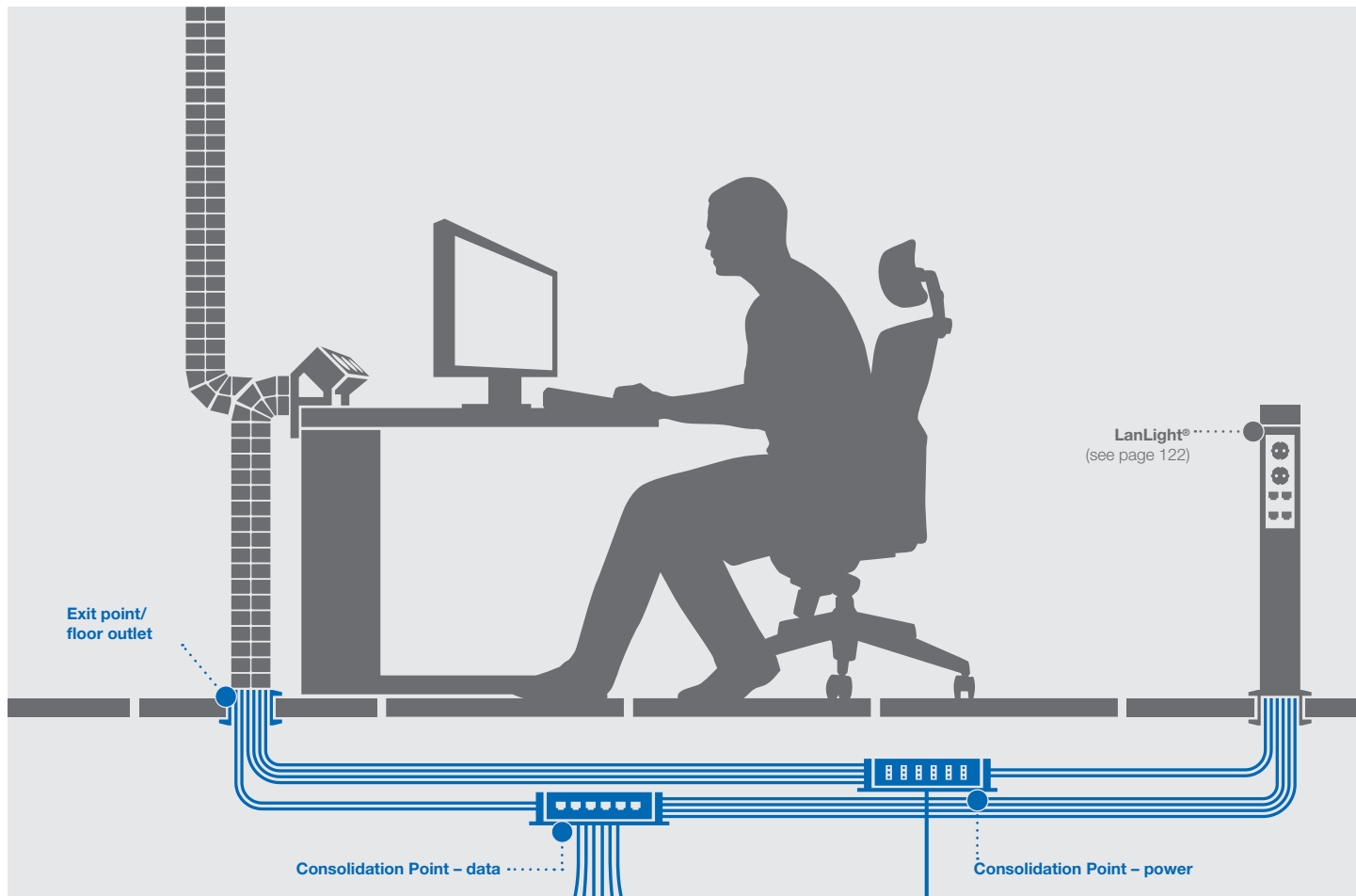
#	
Lift-off cap set for installation in the modular installation box	
924.1018	<p>Lift-off lid set with stainless steel inlay</p> <ul style="list-style-type: none"> · Two positions: open during use/closed when not in use · With catch mechanism when open · With dust protection as cable bushing · With labelling card for connections · With stainless steel inlay · Insert Ø: internal 49 mm, external 142 mm · Lift-off lid Ø 146.4 mm, cap guide Ø 128.8 mm
924.1038	<p>Lift-off lid set 5 mm/8 mm</p> <ul style="list-style-type: none"> · Two positions: open during use/closed when not in use · With catch mechanism when open · With dust protection as cable bushing · With labelling card for connections · For gluing into dry surfaces with thicknesses of 5 mm or 8 mm (e.g. carpet, laminate) · Insert Ø: internal 49 mm, external 142 mm, lining depth 5 mm or 8 mm · Lift-off lid Ø 146.4 mm, cap guide Ø 128.8 mm
Twist-off cover to screw onto cone to hold column	
924.1046	<p>Twist-off lid for 12 mm inlay</p> <ul style="list-style-type: none"> · Lid to close modular installation box with cone (924.1016, 924.1041) · Water-resistant · For inlay (e.g. stone/tiles) with approx. thickness 12 mm · Incl. mounting wrench and sleeves · Insert Ø: internal 139 mm



Stage 3: LanLight® extension units

#	
Column for 1-2 workstations	
924.5002	<p>4P/2S patch column, one-sided</p> <ul style="list-style-type: none"> · Simple mounting on the LanLight® conical holder (924.1041) · 2 socket outlets with earthing contact (2 phases) and 4 CAT6a jacks (Keystone) · Coded connections (data 1-4, current A-B) · 2x 6 m H05VV-F3G 2.5 mm² power supply cable to Wieland GST18i3 plug · 4x 6 m data cables, CAT6a jack to CAT6a plug · Sockets: 2-pole with earthing contact, 16 A/3680 W, AC 250 V, IP20, black · Column can be expanded by adding a LanLight® system lamp · Column material: extruded aluminium, powder-coated, silver-grey, similar to RAL9006 · Height 640 mm, diameter 95 mm
Column for 3-4 workstations	
924.5003	<p>Patch column 8P/4S, two-sided</p> <ul style="list-style-type: none"> · Simple mounting on the LanLight® conical holder (924.1041) · 4 socket outlets with earthing contact (2 phases) and 8 CAT6a jacks (Keystone) · Coded connections (data 1-8, current A-D) · 4x 6 m H05VV-F3G 2.5 mm² power supply cable to Wieland GST18i3 plug · 8x 6 m data cables, CAT6a jack to CAT6a plug · Sockets: 2-pole with earthing contact, 16 A/3680 W, AC 250 V, IP20, black · Column can be expanded by adding a LanLight® system lamp · Column material: extruded aluminium, powder-coated, silver-grey, similar to RAL9006 · Height 640 mm, diameter 95 mm
Mini column	
924.6000	<p>Mini patch column 2S</p> <ul style="list-style-type: none"> · Mini patch column for simple mounting on the LanLight® conical holder (924.1041) · 2 socket outlets with earthing contact (2-phase) · Coded connections (current A-B) · 30 mm surge water protection · 2x 0.2 m breakout cable H05VV-F3G 2.5 mm² and GST18i3 plug including GST T-piece · Sockets: 2-pole with earthing contact, 16 A/3680 W, AC 250 V, IP20, black · Column material: extruded aluminium, powder-coated, silver-grey, similar to RAL9006 · Height 150 mm, diameter 95 mm





Consolidation Point

BACHMANN's new system for under-floor distribution and installation, based on the MUTO (multi-user terminal outlet) concept, offers a coherent and simple installation solution that brings power and data to the desktop.

The Consolidation Points for power and data are linked to the floor distributor in the conventional way. Floor outlets and multiple socket strips from the BACHMANN Facility range complete the installation kit. Downstream of the Consolidation Point, the floor outlet allows power and data to be conveyed to the workplace with ease. This dispenses with complicated and inflexible installations such as traditional floor box systems.

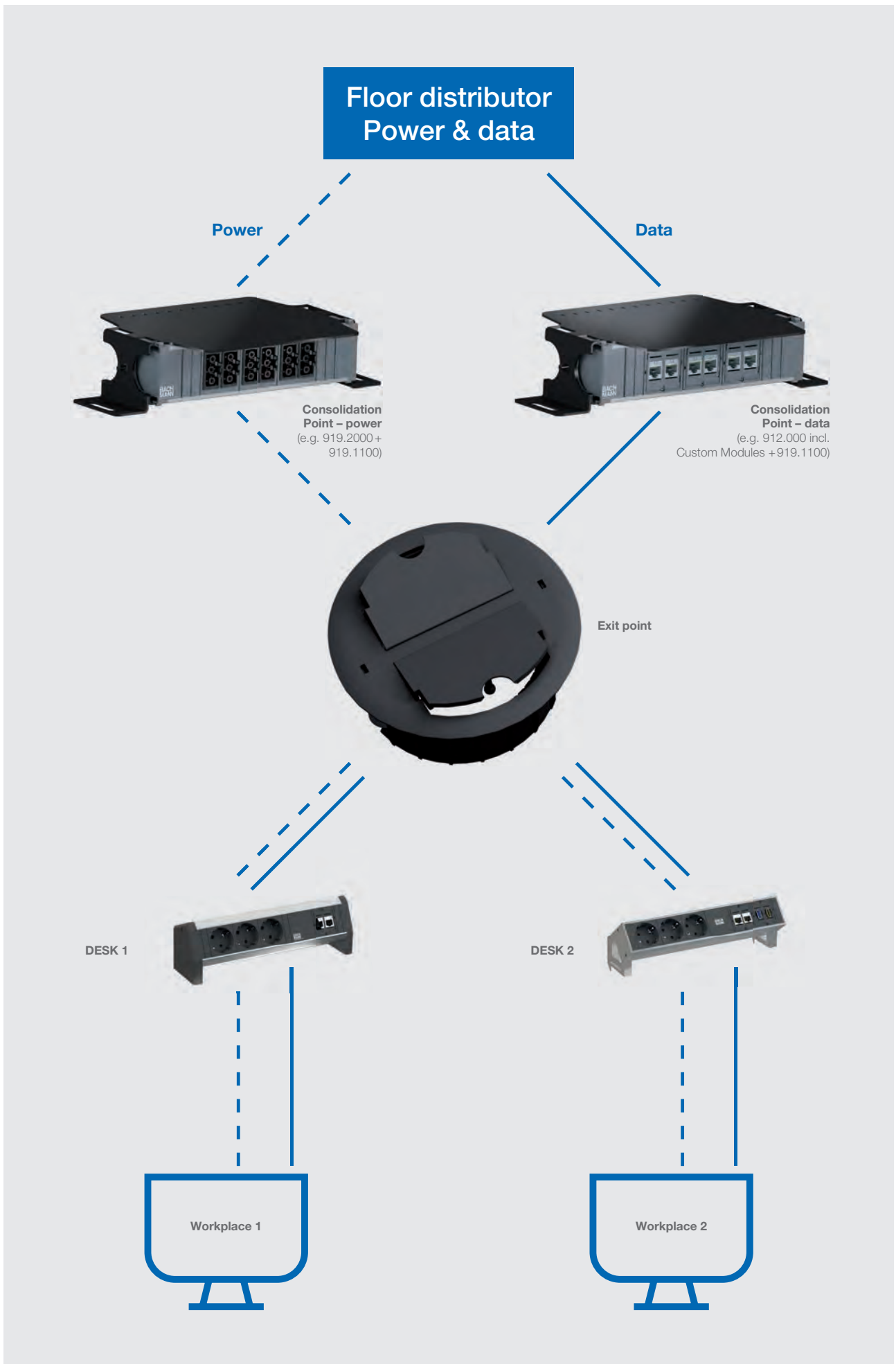
Thanks to the "open-office cabling", Consolidation Point and MUTO concepts, the network installation is flexible, future-proof and – at the same time – cost-optimised. The combination of power and data connections can be found in various BACHMANN connection panels. They thus offer a user-oriented unit providing all necessary connections.

In our full catalogue, you can also find various multiple socket strips for mounting on top of or fitting into office workstation desks. All versions can be configured as required and supplied ready for use.

BENEFITS

- **Modern under-floor distribution systems for conveying power and data with ease**
- **Flexible and future-proofed alternative to inflexible floor-boxes**
- **Time-based installation on site**

For suitable **power strips**, see from page 128.



Consolidation Point units for power

- Fully wired and electrically tested ex factory
- Power connections with plug connector systems from Wieland (Gesis GST); Wago (Winsta) versions available on request
- Other plug connector systems can be integrated if required
- Time-optimised installation on site
- Future-proof thanks to flexible installation/expansion

#	
Large Length: 356 mm	
919.2002	12-way GST18i3 socket, black, 1-phase Power input: GST18i3
919.2003	2x 6-way GST18i3 socket, 2-phase Sockets in black and red Power input: GST18i3
919.2004	3x 4-way GST18i3 socket, 3-phase Sockets in black, red and grey Power input: 3 x GST18i3
919.2005	3x 4-way GST18i3 socket, 3-phase Sockets in red, black and grey Power input is via the end cap with rewirable terminal to allow connection by user
Small Length: 217 mm	
919.2000	6-way GST18i3 socket, black, 1-phase Power input: GST18i3
919.2001	2x 3-way GST18i3 socket, 2-phase Sockets in black and red Power input: GST18i3



Consolidation Point units for data

- Without power, to integrate BACHMANN Custom Modules
- Anodised aluminium profile
- Various manufacturers' systems can be integrated
- Easy to install and future-proof thanks to modular structure
- Should a change be necessary, only the data connector unit has to be changed
- Mounting and unit remain unchanged
- Additional strain relief for data connection can be provided with cable ties


#	
Large Length: 356 mm	
912.001	6x Custom Modules, empty Long: 356 mm
Small Length: 217 mm	
912.000	3x Custom Modules, empty Short: 217 mm



For suitable **Custom Modules**, see from page 140.

Consolidation Point mounting

- Black, similar to RAL9005
- Mounting material: steel sheet
- Mountings with secure, tool-free clip-in and release mechanism
- Anchors firmly on the floor with integrated screw-on brackets
- Mountings with extra step protection of approx. 200kg incl. Consolidation Point unit
- Raised position of Consolidation Point units for greater protection in case of minor ingress of water
- Can be equipped on both sides

#	
Large	
919.1101	Long (for units with 6 modules)
Small	
919.1100	Short (for units with 3 modules)



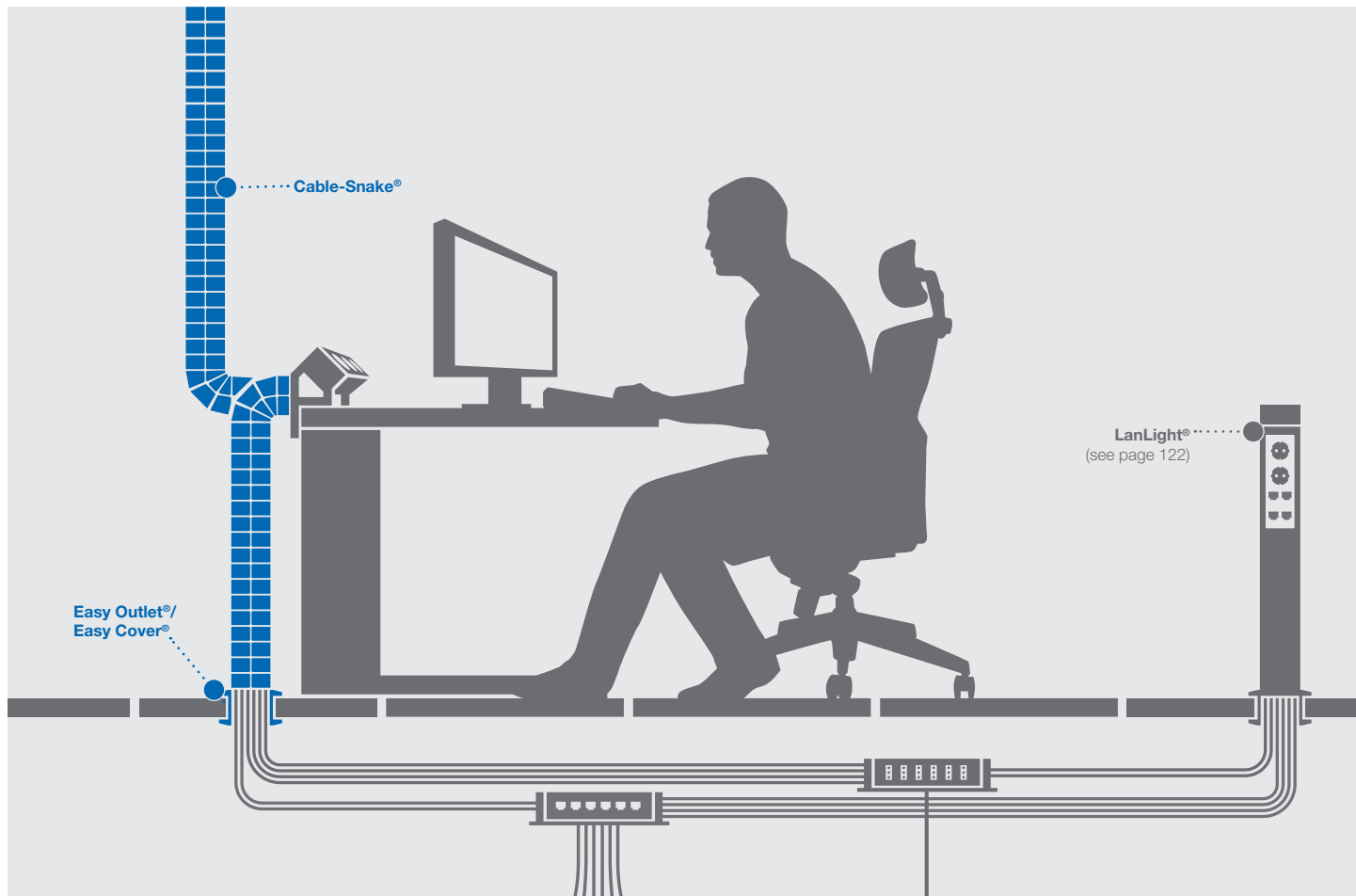
Floor outlet for dry-maintained floors

Outlet for dry-maintained floors (raised and false floors) with thickness from 24 mm for the cable outlet from the sub-floor (Consolidation Point) to the power strip on the desk. The outlet features a very simple universal fixing. With one rotation of each of the two eccentric allen bolts in the outer ring, the outlet is anchored firmly into the floor, yet can easily be removed again if required. Two flaps, each of which can be opened to a position independent of the other, allow cabling to be routed out from the floor. The flaps can be snap-fastened in open positions, thus preventing cables becoming bent and possibly damaged. If required, the flaps can be rotated through 130° with the inner ring. Textile-fibre sleeves or cable guide systems from the BACHMANN range can be docked to the outlet flaps. If the outlet is no longer used, the flaps can be lowered and used as a blank cover that can be stepped on.

- Exit point/ground outlet for power supply lines and data lines
- Fits in raised floors with thicknesses from 24 mm
- For hole diameter 112 mm
- Simple fixing mechanism with allen bolts
- 2 flaps, rotatable though approx. 130°, for cable outlet
- Material of floor outlet: polyamide (halogen free)

#	
Exit point/floor outlet	
919.1000	Black (similar to RAL9005)





Cable management

BACHMANN banishes unwieldy cables from workstations. The CABLE-SNAKE® cable system optimises cable routes in the workplace between the desk, floor box, wall duct and various devices.

BACHMANN can offer the best cable system for every situation. Whether the cables run along the floor or are routed from the floor to the desk, the various systems are mutually compatible. A well-thought-out and integrated cable management concept is available to you.

The various systems are available finished in black and silver as standard, but we can provide custom colours on request.


BENEFITS

- **Cable guide system without the risk of breaks and crushing**
- **Connections for furniture, floor and ceiling**
- **Textile-fibre sleeves to bundle and protect cables and wires**

Flexible cable guide system

- The links are safe to step on and break-proof, and to each other adjustably arranged.
- The power strip is earthed independently of the installation
- 2 connector shoulders for the transmission of forces, including torques and lateral forces
- Special geometry enables individual cables to be unfurled through the sides of the links without risking crushing

#	
Cable-Snake® Classic Horizontal and vertical cable guide 3-chamber system to separate low-current, data and power cables 46 chain links, WxH: approx. 53x23mm Length when (separated): approx. 100cm, (pushed together): approx. 72 cm	
930.030	Black
930.031	Silver
Cable-Snake® Cube Horizontal and vertical cable guide 2-chamber system to separate data and power cables 34 chain links, WxH: approx. 55x25mm Length (separated): approx. 100 cm, (pushed together): approx. 69 cm	
930.058	Black
930.059	Silver
Cable-Snake® Pro Horizontal and vertical cable guide Increased resistance to being stepped on, even in the vicinity of junctions 5 chain links can withstand short-term loads of up to 120 kg 2-chamber system to separate data and power cables Can also be connected directly to Cable-Snake® Classic 34 chain links, WxH: approx. 90x24mm Length (separated): approx. 100 cm, (pushed together): approx. 70 cm	
930.032	Black
930.033	Silver
Cable-Snake® Premium Set Vertical cable guide Stylish premium set: 16 chain links, WxH: approx. 70x35mm 1 x metal base plate in appropriate colour 1 x table/desk attachment in appropriate colour The chain links can be pushed together completely to form a self-locking, elliptical cable duct. 2-chamber system to separate data and power cables Length including base plate and table/desk attachment approx. 78 cm Length without accessories approx. 75 cm Length (pushed together): approx. 59 cm in the set	
930.049	Black
930.050	Silver
Cable-Snake® Quadro Set Vertical cable guide Functional set with a strong design element: 23 quadratic chain links, W x H: approx. 45x45mm 1 x metal base plate in appropriate colour 1 x table/desk attachment in appropriate colour The Quadro system is very stable and can therefore be used for ceiling-based installations for room heights of up to approx. 5 metres. 2-chamber system to separate data and power cables Length including base plate and table/desk attachment approx. 76 cm	
930.016	Black
930.017	Silver
Cable-Snake® Quadro As addition to Quadro set article no. 930.016 and 930.017 For seating/standing combinations (height-adjustable) or desk/table heights from 75 cm and for ceiling suspensions 32 links, length approx. 100 cm	
930.018	Black
930.019	Silver
Cable-Snake® FLEX II Set Vertical cable guide 38 chain links, WxH: approx. 55x22mm 1 x metal base plate in appropriate colour 1 x table/desk attachment in appropriate colour 2-chamber system to separate data and power cables and for ceiling suspensions Length including base plate and table/desk attachment approx. 75 cm	
930.022	Black
930.023	Silver
Cable-Snake® FLEX II As addition to set article no. 930.022 and 930.023 For seating/standing combinations 54 links, length approx. 100 cm	
930.020	Black
930.021	Silver




CONNECTION PANELS



Plug in, shorten, lengthen
– totally tailored to your needs.

Furniture connection

#	
Easy-Bridge® for carpet Aluminium floor duct, can be stepped on, length 100 cm The Cable-Snake Pro® can be connected directly	
930.027	Silver
Easy-Bridge® for smooth floors Aluminium floor duct, can be stepped on, length 100 cm The Cable-Snake Pro® can be connected directly	
930.028	Silver
Easy-Steel® mounting bar	
930.024*	Length 750mm, diameter 5 mm
Easy-Desk-3G® Easy-Steel® mounting bar fastening	
930.025*	Silver
Easy-Connect® Universal coupling	
930.026*	Silver
Easy-Desk-2B® Adapter for vertical connections on furniture Can be combined with Easy-Stop® and Easy-Steel® Includes two 4 x 12 mm screws	
930.029	Black
930.090	Silver
Easy-Stop-2B2K® 3-part cable strain relief for Cable-Snake® Classic, Cube and Pro Can be combined with Easy-Desk-2B® and Easy-Steel® Includes clamping screws	
930.091	Black
930.092	Silver
E-Cube-K-540® power column for supply of power and data	
930.166	To hold sockets indoors (e.g. article no.: 333.0122) Material: anodised aluminium/plastic Dimensions: Height approx. 54 cm/cover approx. 22.3x22.3 cm/base approx. 24x24 cm Hole diameter 80mm including Easy Outlet® telescopic lid



Floor connection

#	
Easy-Outlet® floor unit Floor level installation unit Tight-braced fastening Suited to dry-maintained raised and false floors	
930.098*	Black
930.099*	Silver
Easy-Cover® telescopic cover for floor unit Telescopic cover set for Easy-Outlet® floor unit	
930.100*	Black
930.137*	Silver



Floor connection

#	
Easy-Cover-I®	System attachment for floor unit Connection for 1 x Cube, Pro, Classic or Flex Material: PP for use in floor outlet
930.138*	Silver
Easy-Cover-II®	System attachment for floor unit Connection for 2 x Cube, Pro, Classic or Flex Material: PP for use in floor outlet
930.139*	Silver
Easy-Cover-Quadro®	System attachment for floor unit Connection for 1 x Cable-Snake® Quadro Material: PP for use in floor outlet
930.164*	Black
Easy-Cover-Premium®	System attachment for floor unit Connection for 1 x Cable-Snake® Premium Material: PP for use in floor outlet
930.165*	Black
Easy-Switch® distributor	For Cable-Snake® Classic, Cube and Pro 3-way distributor Includes 4 coupling links of Cable-Snake® Cube
930.034*	Black
930.035*	Silver
Easy-Switch® distributor including vertical connection for Cable-Snake® Premium	For Cable-Snake® Classic, Cube and Pro 4-way distributor with fixing screw and base plate Includes 4 coupling links of Cable-Snake® Cube
930.057*	Black
Easy-Cap®	Cover cap for Easy-Switch connections that are not needed
930.044*	Black
930.045*	Silver
Easy-Clip-S®	Floor outlet adapter for all common floor outlets For Cable-Snake® Classic
930.036*	Black LxW: approx. 86x47 mm
Easy-Clip-L®	Floor outlet adapter for all common floor outlets For Cable-Snake® Pro and Cube
930.054*	Black LxW: approx. 91.5x51 mm



930.138



930.139



930.164



930.165



930.034



930.057



930.036

Ceiling connection

#	
Easy-Cover-I®	System attachment with low transmission of force to suspended ceilings Connection for 1 x Cube, Pro, Classic or Flex Material: POM for suspended ceilings
930.094*	White
Easy-Cover-Quadro®	System attachment with low transmission of force to suspended ceilings Connection for 1 x Cable-Snake® Quadro Material: POM for suspended ceilings
930.096*	White
Easy-Cover-Premium®	System attachment with low transmission of force to suspended ceilings Connection for 1 x Cable-Snake® Premium Material: POM for suspended ceilings
930.097*	White



930.094



930.096





930.097

* No storage type


CABLE BRIDGE – the cable duct

- WxH 146x19mm
- Anodised aluminium profile, rippled for anti-slip effect
- 3-chamber system allowing power and data cables to be routed separately
- Can be fixed (with double-sided tape) or screwed into place on the floor (see fixing accessories)

#	
Straight element	
930.060	1.0m
930.061	2.0m
Angled element	
930.062	45°
930.063	90°
Linking element For linking straight elements Screws into place with integral Allen bolts	
930.064	Contents: 2 units
Fixing accessories For screwing down cable ducts at the ends	
930.065	Contents: 4 units




Straight element



Angled element

Automatic wrap


- Simple installation with low costs and low labour input
- More flexible than coiled or wound solutions
- 25% overlap for secure cable bundling
- Resistant to chemicals and solvents
- Halogen-free
- Resistant to cuts and abrasions
- Retains its shape within operating temperature range -75 °C to +125 °C

#	
Diameter 2.54 cm = 1 inch Black	
930.900	1.0m
930.901	2.0m
930.902	3.0m
Diameter 5.08 cm = 2 inches Black	
930.903	1.0m
930.904	2.0m
930.905	3.0m



Manual wrap



- Strong Velcro fastener for frequent access
- Can be stretched over plugs and connections
- Halogen-free
- Resistant to chemicals and solvents
- Melting point ~230 °C

#	
Diameter 3.18 cm = 1 ¼ inch Black	
930.906*	1.0m
930.907*	2.0m
930.908*	3.0m
Diameter 5.08 cm = 2 inches Black	
930.909*	1.0m
930.910*	2.0m
930.911*	3.0m



Wrap textile-fibre sleeves bundle and protect cables and wires in office and home environments.

The elastic braided sheath with its monofilament fibres assures fire- and abrasion-resistance and is thus also ideal for professional and industrial use.



* No storage type



Cable glands

The BACHMANN cable glands now makes it even easier to access sockets etc. under the tabletop: The product, available in an elegant, silver-anodised design, can be quickly and easily inserted into your desk cut-out in the mounting frame and provides access to the standard cable trays already fitted under the desktop. Cables can be very easily routed through the opening: this is also possible when it is closed thanks to the black brush insert.

BENEFITS

- **Simple and elegant cable guide**
- **Can be used in any office environment due to simple, modern design**
- **Also suitable for system cables due to the lock**



Rectangular:

Dimensions (W x H): see table x 120 mm
Mounting depth: 25 mm
Material: aluminium
Table cut-out dimensions: 113/233/353 x 113 mm

Colour variants:


Round:

Mounting depth: 21 mm
Mounting diameter: 80 mm
Contact surface diameter: 88 mm
Material: zinc die-cast alloy (Zamak)

Colour variants:

Cable glands – rectangular


- Simple, elegant flap solution
- Integrated soft-close function with quiet closing makes for inconspicuous handling
- Can be used in any office environment thanks to sleek, modern design
- Rounded edges permit CNC machining of the desktop/tabletop
- Aluminium, silver-anodised with straight hinged lid and integrated brush strip, black

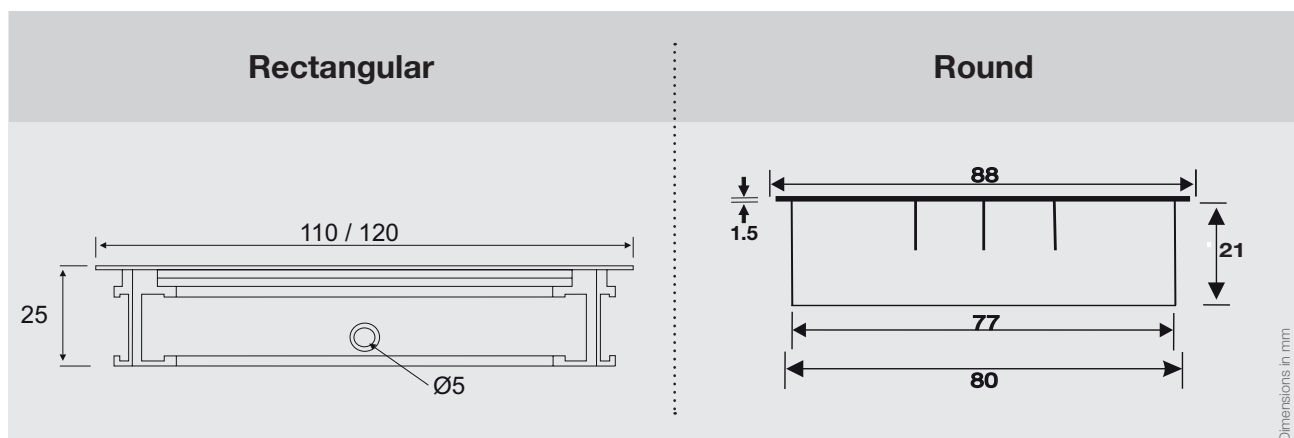
#	
930.310	Width: 120mm
930.320	Width: 240mm
930.330	Width: 360mm




Cable glands – round


- Simple and elegant cable guide; also suitable for thick, rigid cables thanks to the lock
- Highly versatile as it fits all 80mm holes
- Flexible, can also be fitted on the side
- Lockable lid and integrated brush strip, black

#	
930.300	Grey metallic (similar to RAL9006)
930.301	Stainless steel look
930.302	Black (similar to RAL9005)
930.303	White (similar to RAL9016)



 The rectangular cable bushing can be combined with BACHMANN STEP and UNIVERSAL power strips.

Network and media technology





Custom Modules

Custom Modules – Individual solutions	140
Keystones	143
Keystone mount	145
Audio/image transmission	149
Data transmission	154
Power transmission	154
Buttons/switches	155
Control	156
Cable glands	156
Installation options switch manufacturers	157
Accessories	161

Active media technology components

HDBaseT	162
---------	-----



NETWORK AND MEDIA TECHNOLOGY

Custom Modules – individual solutions

BACHMANN Custom Modules are the central components of video, audio and network connections. Their construction offers you simple and flexible installation in various applications, such as an office environment, but also in rack and electrical installations.

With the easy-to-swap modules, you can create units to meet the individual data, video and audio connection requirements of your customers quickly and simply.

BACHMANN also offers this flexibility for 19" panel installations. The standard Custom Modules facilitate optimal configuration for every media and network connection requirement. Here, socket/socket or screw-terminal connections also provide great simplicity of installation.

When it comes to electrical installations, BACHMANN Custom Modules are another outstanding addition. Few components make the Custom Modules compatible with the current switch ranges of reputable manufacturers. Simple mounting and removal mean that all installations can be quickly adapted to changed requirements or brought up to the current state of the art.


BENEFITS

- Individual equipment options
- Interchangeable modules keep your equipment up-to-date
- Simple and flexible installation




Data, video and audio connections **entirely** according to your wishes.

Variant 1: Custom Module fully equipped



You will find **19" Custom Module panels 1.5 U** art. no. 903.003 on page 35.


Variant 2: Custom Module with Keystone mount




You will find **19" Custom Module panels 1.5 U** art. no. 903.003 on page 35.

Keystones


Keystones socket/ socket


#	
940.044	CAT6 coupling socket/ socket Type: METZ CONNECT E-DAT Front: RJ45 (Keystone fixing), back: RJ45 (E-DAT mounting) Shielded
940.083	CAT6 coupling socket/ socket Front: RJ45 (Keystone fixing), back: RJ45 (Keystone fixing) Shielded
940.112	CAT6 coupling socket/ socket Front: RJ45 (Keystone fixing), back: RJ45 (Keystone fixing) Unshielded
940.057	CAT5e coupling socket/ socket Front: RJ45 (Keystone fixing), back: RJ45 (Keystone fixing) Shielded
940.085	ISDN RJ12 socket/ socket Front: RJ12 (Keystone fixing), back: RJ12 (Keystone fixing) Unshielded



940.044
940.083
940.112
940.057
940.085


Keystones socket/ supply cable

#	
918.033	CAT6a 10 GB patch cable plug/socket 3.0m Front: Socket RJ45 CAT6a TKM 10GB Black cable with RJ45 plug Shielded
918.034	CAT6a 10GB patch cable plug/socket 5.0 m Front: Socket RJ45 CAT6a TKM 10GB Black cable with RJ45 plug Shielded
918.035	CAT6a 10GB socket TKM CAT6a connector socket TKM 10GB Without cable (designed for tool-free connection of data cable) Shielded




918.033
918.034
918.035

Keystones for media technology

#	
918.041	1 x HDMI 2.0 Front: HDMI socket Back: HDMI socket without cable Approx. 85 mm required mounting depth Transmission possible up to a resolution of 3840x2160 px Black
917.157	1 x 3.5mm miniature jack Front: 3.5 mm stereo miniature jack socket Back: 3.5 mm stereo miniature jack socket with approx. 0.2 m cable Requires approx. 65 mm mounting depth Black
917.214	1 x Mini DisplayPort Front: Mini DisplayPort socket Back: DisplayPort plug with approx. 0.5 m cable Requires approx. 85 mm mounting depth Black




918.041
917.157
917.214

 For suitable data cables, see the Accessories section.

 For suitable **Custom Modules with Keystone mount**, see page 145.

USB 3.0 Keystones


- Requires approx. 85 mm mounting depth
- Black

#	
917.400	USB 3.0 A/B USB Front: USB A socket Back: USB B socket
917.401	USB 3.0 B/A Front: USB B socket Back: USB A socket
917.120	USB 3.0 A/A (straight-through) Front: USB socket A Back: USB socket A



Keystones OWG

- Keystone fixing

#	
918.071	OWG-LC duplex coupling
918.073	OWG-ST duplex coupling
918.045	TOSLINK optic fibre audio coupling
918.072	OWG-SC coupling
918.074	OWG-MT-RJ coupling



 For suitable **Custom Modules with Keystone mount**, see page 145.


Keystone mount

Custom Modules with Keystone mount

#	
2 x Keystone	
917.000	Black module with mount for 2 Keystones
917.158	White module with mount for 2 Keystones
1 x Keystone	
917.001	Black module with mount for 1 Keystone module
917.159	White module with mount for 1 Keystone module
2 x Keystone with metal holder	
917.061	Black module with mount for 2 Keystones Keystone mount with metal holder on rear of cover for high mechanical stress
1 x Keystone with metal holder	
917.062	Black module with mount for 1 Keystone module Keystone mount with metal holder on rear of cover for high mechanical stress
2 x METZ CONNECT E-DAT module CAT6	
917.038	Module with cut-out for 2x Keystone module (not included) Note: modules protrude beyond the frame
1 x METZ CONNECT E-DAT module CAT6	
917.006	Module with cut-out for 1x Keystone module (not included) Note: modules protrude beyond the frame
1 x Systimax CAT6	
917.003	Module with cut-out and mounting plate for 1x Keystone module (not included) Note: modules protrude beyond the frame
1 x RDM CAT6	
917.005	Module with cut-out and mounting plate for 1x Keystone module (not included) Note: modules protrude beyond the frame
1 x BKS	
917.153	Module with cut-out for BKS data connections (not included) Note: modules protrude beyond the frame
1 x Panduit CAT6	
917.007	Black module with cut-out and mounting plate for 1x Keystone module (not included) Note: modules protrude beyond the frame
2 x Tera CAT7	
917.039	Black module with cut-out for 2x Tera CAT7 (not included) Note: modules protrude beyond the frame
1 x Tera CAT7	
917.008	Black module with cut-out for 1x Tera CAT7 (not included) Note: modules protrude beyond the frame



NETWORK AND MEDIA TECHNOLOGY

 All Custom Modules are supplied with 2x Torx T6 screws. See the glossary for detailed information on use/application.

 For suitable **Keystones**, see from page 143.

Compatibility of Keystone/Custom Module with Keystone mount

Manufacturer / product designation	917.000	917.001	917.061	917.062	917.038	917.006	917.003	917.007	917.005	917.008	917.039	917.153
BACHMANN version												
CAT6 coupling, shielded; art. no.: 940.044	•	•	•	•								
CAT6 coupling, unshielded; art. no.: 940.112	•	•										
CAT5e coupling; art. no.: 940.057	•	•	•	•								
ISDN RJ12 socket, unshielded; art. no.: 940.085	•	•	•	•								
CAT6a 10GB socket TKM, shielded, for self-connection; art. no.: 918.035	•	•	•	•								
CAT6a 10GB socket TKM, shielded, with 3.0m cable and RJ45 plug; art. no.: 918.033	•	•	•	•								
CAT6a 10GB socket TKM, shielded, with 5.0m cable and RJ45 plug; art. no.: 918.034	•	•	•	•								
Socket cover/blank cover Keystone, black; art. no.: 917.057	•	•	•	•								
RJ45 shutter; art. no.: 930.143	•	•										
OWG-LC duplex Keystone; art. no.: 918.071	•	•	•	•								
OWG-SC Keystone; art. no.: 918.072	•	•	•	•								
OWG-ST Keystone; art. no.: 918.073	•	•	•	•								
TOSLINK Keystone; art. no.: 918.045	•	•										
Keystone module USB 3.0 A/B USB; art. no.: 917.400	•	•	•	•								
Keystone module 1 x HDMI; art. no.: 918.041	•	•	•	•								
Keystone module 1 x 3.5mm miniature jack; art. no.: 917.157	•	•	•	•								
Keystone module USB 3.0 A/A (straight-through); art. no.: 917.120	•	•	•	•								
Keystone module USB 3.0 B/A; art. no.: 917.401	•	•	•	•								
CAT6 coupling socket/socket; art. no.: 940.083	•	•	•	•								
Keystone module 1 x Mini DisplayPort; art. no.: 917.214	•	•	•	•								
1-way button Keystone; art. no.: 917.194	•	•	•	•								
Belden*												
10GX Modular Jack KeyConnect; art. no.: AX102283	•	•	•	•								
10GX Shielded KeyConnect Modular Jack, Metallic; art. no.: AX104562	•	•	•	•								
10GX KeyConnect Shielded RJ45 Coupler; art. no.: AX104501	•	•	•	•								
CAT6+ Modular Jack KeyConnect; art. no.: AX101321	•	•										
CAT6+ KeyConnect RJ45 Coupler; art. no.: AX104215	•	•	•	•								
CAT6+ Shielded KeyConnect Modular Jack; art. no.: AX104596	•	•	•	•								
USB 3.0 Coupler, A to A; art. no.: AX105342-BK	•	•	•	•								
HDMI Coupler (Version 1.4); art. no.: AX105345-BK	•	•	•	•								
BKS*												
NewLine RJpro socket category 6A; art. no.: 408-5794.01/408-5790.01 with mounting clip 403-7540xx												•
NewLine MMCpro 4P socket, 2.5 GHz; art. no.: 408-5840 with mounting clip 403-7540xx												•
CobiNet*												
RJ45 socket CobiDat KS; art. no.: 6920 1052.1/6920 0052.1/6920 0022.1/6920 1022.1/6920 4052.1	•	•	•	•								
RJ45 coupling CobiDat KS IPS 250/500; art. no.: 6925 1022/6920 1052	•	•	•	•								
COMMSCOPE*												
AMP-TWIST 6S SL Jack; art. no.: PN 0-1711160-1	•	•	•	•								
AMP-TWIST 6AS SL Jack; art. no.: PN 0-1711592-1	•	•										
SL series 110Connect Jack CAT6; art. no.: 0-1375188-1/0-1375055-2	•	•										
USB A-A Coupler; art. no.: 0-1933659-2	•	•										
SYSTIMAX® GigaSPEED XL® MGS400 series/SYSTIMAX® GigaSPEED X10D® MGS600 series										•		
SYSTIMAX® GigaSPEED X10D® HGS620 (with M-series frame HGS-A-MS-xx)										•		
Corning*												
xs500 Keystone module, CAXXSM-00104-C001; art. no.: 712.045	•	•										
S1200 module cat.7; art. no.: 196001											•	•

Manufacturer / product designation	917.000	917.001	917.061	917.062	917.038	917.006	917.003	917.007	917.005	917.008	917.039	917.153
DAETWYLER*												
RJ45 module KS-TS 1/8 toolless slimline cat.6/EA shielded; art. no.: 418054	•	•	•	•								
RJ45 module KS-T 1/8 toolless cat.6/EA shielded with dust protection cap; art. no.: 418060	•	•	•	•								
Module MS-C6A 1/8 cat.6A (IEC) 180°-K (Keystone); art. no.: 309249	•	•	•	•								
RJ45 module MS 1/8 cat. 6A shielded; art. no.: 309170					•	•						
RJ45 module KS-T Plus 1/8 toolless cat.6 (IEC) shielded with dust protection cap; art. no.: 418061	•	•	•	•								
RJ45 module MS-K Plus 1/8 cat.6A (IEC), with colour code TIA 568-A; art. no.: 440004	•	•	•	•								
RJ45 Keystone coupling, cat.6 link/class E, 180 degrees (straight); art. no.: 418056	•	•	•	•								
RJ45 module KU-T 1/8 toolless, cat. 6, unshielded; art. no.: 418070/418071	•	•	•	•								
Module PS-TERA 4P cat. 7A; art. no.: 1408502										•	•	
3M*												
RJ45 CAT6A HW STP; art. no.: OCK6A-SN8	•	•										
RJ45 CAT6A PL module; art. no.: OCK6A-SE8	•	•										
EFB*												
Cat. 6 RJ45 module STP, de-embedded; art. no.: E-20060	•	•	•	•								
Cat. 6 RJ45 module UTP, snap-in, with LSA strip; art. no.: E-20061	•	•	•	•								
Cat.6 modular adapter STP snap-in, art. no.: 37486.1	•	•	•	•								
RJ45 adapter snap-in socket/socket shielded; art. no.: 37508.2	•	•	•	•								
INFRALAN® RJ45 Keystone cat.6A; art. no.: E-20091	•	•	•	•								
INFRALAN® RJ45 Keystone, cat.6A/class EA; art. no.: E-20070-IF	•	•	•	•								
Cat.6 RJ45 Keystone STP 250 MHz; art. no.: E-20072	•	•	•	•								
Cat.6A snap-in, socket/socket shielded; art. no.: 37521.1V2	•	•	•	•								
HDMI snap-in adapter black type A socket/type A socket; art. no.: EB520V2	•	•	•	•								
USB3.0 snap-in adapter black A socket/A socket; art. no.: EB537	•	•	•	•								
Cat.6 RJ45 Keystone, UTP; art. no.: E-20080/E-20081	•	•	•	•								
INFRALAN® RJ45 Keystone cat.6(A); art. no.: DCOC10001	•	•	•	•								
GIGAMEDIA*												
Shielded CAT6 STP RJ45 female/female Keystone coupler; art. no.: GGM 6210270S00	•	•	•	•								
Unshielded CAT6 UTP RJ45 female/female Keystone coupler; art. no.: GGM 6210270U00	•	•										
Shielded 10G STP RJ45 female/female Keystone coupler; art. no.: GGM 6210210GS00	•	•	•	•								
CAT6A 10G Ed2.2 shielded toolless jack; art. no.: GGM PRJC6A10G	•	•	•	•								
CAT6 STP toolless, shielded Keystone jack; art. no.: GGM PRJC6STL	•	•	•	•								
CAT6 UTP IDC 180°, black Keystone jack; art. no.: GGM 621030200	•	•	•	•								
LEONI Kerpen*												
Variokeystone socket module 4K7 cat.7; art. no.: LKD 9A46 0061 0000						•	•					
Variokeystone socket module RJ45 cat.6A (ISO/IEC); art. no.: LKD 9A46 0128 0000						•	•					
MegaLine® Connect100 socket module RJ45 cat.6 _A ; art. no.: LKD 9A90 2010 0000						•	•					
MegaLine® Connect100 socket module cat.7 _A ; art. no.: LKD 9A90 2030 0000/LKD 9A90 2020 0000						•	•					
MegaLine® Connect45 socket module Keystone cat. 6 _A (ISO/IEC); art. no.: LKD 9A50 1010 0000/ LKD 9A50 1020 0000	•	•	•	•								
MegaLine® Connect45 BM ISO/IEC angled cat. 6 _A ; art. no.: LKD 9A50 1060 0000	•	•	•	•								
MegaLine® Connect45 BM UTP cat. 6; art. no.: LKD 9A50 1050 0000	•	•	•	•								
METZ CONNECT*												
C6A module 180° jack; art. no.: 130B11-E						•	•					
UTP module 8(8) CAT6; art. no.: 130A10-29-I-B1	•	•	•	•								
E-DAT module cat.6A 8(8) socket; art. no.: 130910-I/130910-I-B1						•	•					
C6A module K 180° jack – Keystone; art. no.: 130B21-E	•	•	•	•								
E-DAT module cat.6A K jack – Keystone; art. no.: 130910KI	•	•	•	•								
UTP module 8(8) cat.6A Keystone; art. no.: 130A11-29KI	•	•	•	•								

* Name and product designation of the respective manufacturer

Manufacturer / product designation	917.000	917.001	917.061	917.062	917.038	917.006	917.003	917.007	917.005	917.008	917.039	917.153
Nexans* (requires additional Keystone clip to fit)												
LANmark-5 Evo Snap-In Connector Cat, 5e Unscreened, art. no.: N420.550, N420.551 – with Keystone clip N429.627	•	•	•	•								
LANmark-5 Evo Snap-In Connector Cat, 5e Screened, art. no.: N420.555, N420.556 – with Keystone clip N429.627	•	•										
LANmark-6 Evo Snap-In Connector Cat, 6 Unscreened; art. no.: N420.660, N420.661 – with Keystone clip N429.672	•	•	•	•								
LANmark-6 Evo Snap-In Connector Cat, 6 Screened; art. no.: N420.666, N420.667 – with Keystone clip N429.627	•	•										
LANmark-6 10G Evo Snap-In Connector Cat, 6 Screened; art. no.: N420.666G, N420.667G – with Keystone clip N429.627	•	•										
LANmark-6A Evo Snap-In Connector Cat, 6A Screened; art. no.: N420.66A, N420.67A – with Keystone clip N429.627	•	•										
LANmark-7A GG45 12C Snap-In Connector Cat, 7A Screened; art. no.: N420.735, N420.736 – with Keystone clip N429.627	•	•										
Panduit*												
Mini-Com TX6 plus 28/30 AWG Jack Module; art. no.: CJT688TGBL								•				
NetKey Jack Modules CAT6/6A; art. no.: NK688MBL/NK6X88MBL	•	•										
Reichle de Masari*												
Cat.6 module RJ45 with mounting plate; art. no.: R302372/R302373/R313064									•			
Cat. 6 _A module RJ45 Keystone; art. no.: R509509/R509508	•	•	•	•								
Cat. 6 _A module RJ45 snap-in; art. no.: R509506/509502										•	•	
Cat. 6 _A EL connection module, 1xRJ45/s; art. no. R813504									•			
Cat. 6 _A connection module, 1x RJ45; art. no. R509500/R509504									•			
RUTENBECK*												
UM cat.6A iso A; art. no.: 139 003 04	•	•	•	•								
Cat.6 coupling; art. no.: 139 003 60	•	•	•	•								
KMK-HDMI; art. no.: 170 106 53	•	•	•	•								
KMK-USB3.0; art. no.: 170 106 51	•	•	•	•								
SETEC*												
SeSix eXtra cat 6 _A Keystone jack (X _A KJ) shielded; art. no.: 501415/501414	•	•	•	•								
Keystone connector RJ45/RJ45, cat.6A, shielded; art. no.: 501492	•	•	•	•								
Telegärtner*												
AMJ module K cat, 6 _A T568A/B; art. no.: J00029K0036/J00029A0077	•	•	•	•								
AMJ coupling K CAT6; art. no.: J00029A0061	•	•	•	•								
AMJ-S module 2G cat.6 _A T568A/B; art. no.: J00029A3000/J00029A3001/J00029A2000/J00029A2001	•	•	•	•								
UMJ coupling K cat.6, f-f, art. no.: J00029A0064	•	•	•	•								
USB Keystone type A, USB 3.0; f-f; art. no.: J00029A0108	•	•	•	•								
TKM*												
RJ-MOD cat.6/6A; art. no.: 4677682/4677682A	•	•	•	•								
RJ-MOD cat.6 unshielded; art. no.: 4677691	•	•	•	•								

Audio/image transmission

Custom Module VGA, miniature jack, HDMI

#	
917.222	Custom Module equipped with: Breakout cables 0.2m, socket-socket, for VGA Audio (3.5 mm stereo jack) HDMI (HDMI mounting via a Keystone clip)



Custom Module 1 x VGA + miniature jack

#	
917.045	Front: socket VGA and 3.5 mm stereo miniature jack Back: socket VGA and 3.5 mm stereo miniature jack with approx. 0.1 m cable Requires approx. 70 mm mounting depth Black
917.071	Front: socket VGA and 3.5 mm stereo miniature jack Back: 10-pole (RGBHV) and 3-pole (audio stereo) screw terminal Requires approx. 50 mm mounting depth Black
917.073	Front: socket VGA and 3.5 mm stereo miniature jack Back: 5 x BNC socket with approx. 0.3 m cable (RGBHV) and 3-pole (audio stereo) screw terminal Requires approx. 50 mm mounting depth Black
917.150	Front: socket VGA and 3.5 mm stereo miniature jack Back: socket VGA and 3.5 mm stereo miniature jack each with approx. 0.2 m cable Requires approx. 50 mm mounting depth Black



Custom Module 1 x VGA + miniature jack and button

#	
917.134	Front: socket VGA and 3.5 mm stereo miniature jack + button, blue illuminated Back: socket VGA and 3.5 mm stereo miniature jack with approx. 0.1 m cable + socket RJ12 for button Requires approx. 70 mm mounting depth Black



Custom Module 1 x VGA

#	
917.011	Front: socket VGA Back: socket VGA Requires approx. 70 mm mounting depth Black
917.069	Front: socket VGA Back: 10-pole (RGBHV) screw terminal Requires approx. 50 mm mounting depth Black
917.070	Front: socket VGA Back: 5 x BNC socket with approx. 0.3 m cable (RGBHV) Requires approx. 35 mm mounting depth
917.072	Front: plug VGA Back: 10-pole (RGBHV) screw terminal Requires approx. 50 mm mounting depth Black



NETWORK AND MEDIA TECHNOLOGY

All Custom Modules are supplied with T6 screws. See the glossary for detailed information on use / application.

Custom Module 1 x DVI-I + miniature jack

#	
917.021	Front: socket DVI-I and 3.5mm stereo miniature jack Back: DVI-I socket and 2 x Cinch audio stereo (red + white) with approx. 0.2m cable Requires approx. 75mm mounting depth Black




Custom Module 1 x DVI-I

#	
917.078	Front: socket DVI-I Back: socket DVI-I with approx. 0.2m cable Requires approx. 75mm mounting depth Black



Custom Module 1 x HDMI

#	
917.143	Black Front: socket HDMI Back: 2 x 9-pole (HDMI) screw terminal Requires approx. 40mm mounting depth
917.183	White Front: socket HDMI Back: 2 x 9-pole (HDMI) screw terminal Requires approx. 40mm mounting depth



Custom Module 1 x DisplayPort

#	
917.145	Front: socket DisplayPort Back: socket DisplayPort, without cable Requires approx. 70mm mounting depth Black



Custom Module 1 x Cinch video + 2 x Cinch audio stereo

#	
917.026	Black Front: socket Cinch video (yellow) + 2 x Cinch audio stereo (red + white) Back: Cinch video + 2 x Cinch audio stereo socket without cable
917.085	Black Front: socket Cinch video (yellow) + 2 x Cinch audio stereo (red + white) Back: 2-pole (video) + 3-pole (audio stereo) screw terminal Requires approx. 50mm mounting depth
917.161	White Front: socket Cinch video (yellow) + 2 x Cinch audio stereo (red + white) Back: 2-pole (video) + 3-pole (audio stereo) screw terminal Requires approx. 50mm mounting depth



NETWORK AND MEDIA TECHNOLOGY

i All Custom Modules are supplied with T6 screws. See the glossary for detailed information on use/application.

Custom Module 1 x BNC video + 2x Cinch audio stereo

#	
917.027	Front: socket BNC video (yellow) + 2x Cinch audio stereo (red + white) Back: BNC video + 2x Cinch audio stereo socket without cable Black



Custom Module 1 x S-video + 2x Cinch audio stereo

#	
917.028	Black Front: socket S-video + 2x Cinch audio stereo (red + white) Back: S-video socket + 2x Cinch audio stereo socket without cable
917.081	Black Front: socket S-video + 2x Cinch audio stereo (red + white) Back: 4-pole (S-video) + 3-pole (audio stereo) screw terminal Requires approx. 30mm mounting depth
917.162	White Front: socket S-video + 2x Cinch audio stereo (red + white) Back: 4-pole (S-video) + 3-pole (audio stereo) screw terminal Requires approx. 30mm mounting depth



Custom Module 1 x S-video + 1x Cinch video

#	
917.035	Front: socket S-video + Cinch video (yellow) Back: S-video + Cinch video socket without cable Black
917.083	Front: socket S-video + Cinch video (yellow) Back: 4-pole (S-video) screw terminal + approx. 0.3m cable with 2x BNC Requires approx. 30mm mounting depth Black



Custom Module 1 x Cinch video RGB

#	
917.088	Front: socket Cinch video RGB (red/green/blue) Back: 6-pole screw terminal Requires approx. 30mm mounting depth Black
917.090	Front: socket Cinch video RGB (red/green/blue) Back: Cinch video RGB socket (red/green/blue) Requires approx. 65mm mounting depth Black



Custom Module 1 x SAT/TV/radio

#	
917.030	Front: F-plug connector (SAT) and 2x COAX (TV + radio) Back: F-plug connector (SAT) and 2x COAX (TV + radio) Requires approx. 50mm mounting depth Black



Custom Module 1 x TV/radio


#	
917.117	Front: 2x COAX (TV + radio) Back: 2x COAX (TV + radio) Requires approx. 50mm mounting depth Black



All Custom Modules are supplied with T6 screws. See the glossary for detailed information on use / application.


Custom Module 1 x Cinch audio stereo

· Front: Cinch audio stereo socket (red + white)


#	
917.022	Black Back: socket Cinch audio stereo (red + white) without cable Requires approx. 55 mm mounting depth
917.089	Black Back: 3-pole (audio stereo) screw terminal Requires approx. 35 mm mounting depth
917.163	White Back: 3-pole (audio stereo) screw terminal Requires approx. 35 mm mounting depth



917.022




917.089



917.163

Custom Module 1 x 3.5 mm miniature jack

· Front: 3.5 mm audio stereo miniature jack socket

#	
917.023	Black Back: socket Cinch audio stereo (red + white) Requires approx. 65 mm mounting depth
917.091	Black Back: 3-pole (audio stereo) screw terminal Requires approx. 35 mm mounting depth
917.164	White Back: 3-pole (audio stereo) screw terminal Requires approx. 35 mm mounting depth



917.023




917.091



917.164


Custom Module 1 x 6.3 mm audio stereo jack

#	
917.036	Front: socket 6.3 mm audio stereo jack Back: 6.3 mm audio stereo jack socket with approx. 0.1 m cable Requires approx. 65 mm mounting depth Black



917.036

Custom Module 1 x XLR 3-pole microphone

#	
917.024	Front: socket XLR 3-pole microphone Back: XLR 3-pole plug with approx. 0.1 m cable Requires approx. 65 mm mounting depth Black




917.024



917.096

Custom Module 1 x XLR socket

· Front: socket XLR
 · Back: screw terminal
 · Requires approx. 40 mm mounting depth

#	
917.096	3-pole Black
917.165	3-pole White
917.099	4-pole Black
917.101	5-pole Black




917.165



917.099



917.101

 All Custom Modules are supplied with T6 screws. See the glossary for detailed information on use / application.

Custom Module 1 x XLR plug

- Front: XLR plug
- Back: screw terminal
- Requires approx. 40mm mounting depth

#	
917.095	3-pole Black
917.098	4-pole Black
917.100	5-pole Black



917.095



917.098



917.100



917.094

Custom Module Combo series 1 x socket XLR 3-pole + socket 1 x 6.3 mm jack

#	
917.094	Front: XLR 3-pole socket. + 6.3mm audio stereo jack socket Back: 1 x 4-pole + 1 x 3-pole screw terminal Requires approx. 40mm mounting depth Black

Custom Module 1 x loudspeaker connection

- Black

#	
917.102	2-pole + 6.3mm stereo jack Front: socket Speakon 2-pole + 6.3mm audio mono jack Back: 2-pole screw terminal Requires approx. 50mm mounting depth
917.110	4-pole Front: socket Speakon 4-pole Back: 4-pole screw terminal Requires approx. 40mm mounting depth
917.114	2-pole Front: Loudspeaker connection (red + white) Back: 2-pole screw terminal Requires approx. 30mm mounting depth



917.102/917.110



917.114

Custom Modules for HD Base T

- Cable lengths 1 m

#	
903.204	VGA analogue Custom Module VGA, miniature jack and button 1 x VGA 15-pole socket/plug 1 x 3.5mm miniature jack socket/plug 1 x button, blue illuminated, with RJ12 plug
903.205	HDMI digital Custom Module HDMI and button 1 x HDMI socket/plug 1 x button, blue illuminated, with RJ12 plug
903.206	DisplayPort digital Custom Module for DisplayPort and button 1 x DisplayPort socket/plug 1 x button, blue illuminated, with RJ12 plug



903.204



903.205




903.206

i All Custom Modules are supplied with T6 screws. See the glossary for detailed information on use / application.

Data transmission


Custom Modules data transmission

#	
917.141	2x USB 2.0 A/A Black Front: 2x socket USB A Back: 2x 4-pole screw terminal Requires approx. 40mm mounting depth
917.182	2x USB 2.0 A/A White Front: 2x socket USB A Back: 2x 4-pole screw terminal Requires approx. 40mm mounting depth
917.018	1x USB 2.0 A/B Black Front: USB A socket Back: USB B socket Requires approx. 85mm mounting depth
917.019	1x USB 2.0 B/A Black Front: USB B socket Back: USB A socket Requires approx. 85mm mounting depth
917.037	1x FireWire Black Front: 6-pole FireWire socket Back: 6-pole socket FireWire Requires approx. 85mm mounting depth




Power transmission

Custom Module USB charger


#	
USB double charger 5V 2.4A	
917.224	Input voltage: 250V~ Output: 5V DC/max. 2.4A Front: 2x socket USB A Back: GST18i3 plug with approx. 0.2m cable



Custom Module Power Con


#	
Blue (power input)	
917.112	Front: socket Power Con, blue Back: Screw connection, including 2 crimp sleeves and cover cap Black Requires approx. 40mm mounting depth
Grey (power output)	
917.113	Front: socket Power Con, grey Back: Screw connection, including 2 crimp sleeves and cover cap Black Requires approx. 40mm mounting depth




 All Custom Modules are supplied with T6 screws. See the glossary for detailed information on use/application.


Buttons / switches

Custom Modules buttons / switches

#	
917.046	Stainless steel button Black Front: Stainless steel button Switching capacity: 50mA/24V/DC Back: 2-pole terminal pin Requires approx. 30mm mounting depth
917.047	Stainless steel button, blue illuminated Black Front: Stainless steel button, blue illuminated (ring illuminated) Switching capacity: 50mA/24V/DC Back: 4-pole terminal pin Requires approx. 30mm mounting depth
917.060	Automatic switch-off button Black Front: Black button Back: Plug connector GST15i2 with approx. 1.0m cable (suitable for power strips) With automatic switch-off e.g. STEP automatic switch-off 906.005 Requires approx. 40mm mounting depth
917.152	Button Black Front: Up/down button Back: approx. 1.0m 3 x 1.00mm ² cable with wire end ferrules (labelled) Requires approx. 60mm mounting depth
917.135	Switch (to control external devices) Black Front: 2-pole green rocker switch Back: approx. 1.0m H05VV-F 4 x 1.50mm ² cable with wire end ferrules (labelled) Requires approx. 60mm mounting depth
917.193	4-key keypad Black 4-way universal pushbutton module For connecting to all controller programmable buttons, blue illuminated Incl. various inserts with pictograms With RS232 interface
917.056	4-key keypad for KNX application Black Front: 4 buttons, white, light up blue Programmable on KNX installations; with integrated bus coupler Voltage supply: 30V DC system voltage via bus terminal Back: 2-pole bus plug-in terminal Requires approx. 35mm mounting depth
917.195	4-key keypad Front: 4 potential-free buttons, white, light up blue Feedback LED with adjustable voltage Back: plug-in terminal
917.198	4-key keypad Front: 4 potential-free buttons, white, light up blue Back: 4x RJ11 socket



917.046



917.047




917.060



917.152



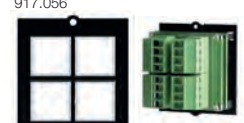
917.135



917.193




917.056



917.195




917.198

 All Custom Modules are supplied with T6 screws. See the glossary for detailed information on use / application.

Control

Custom Modules control

#	
917.076	RS232 plug Black Front: RS232 sub-D 9-pole plug Back: 9-pole screw terminal Requires approx. 40mm mounting depth
917.075	RS232 socket Black Front: RS232 sub-D 9-pole socket Back: 9-pole screw terminal Requires approx. 40mm mounting depth
917.012	RS232 socket Black Front: RS232 sub-D 9-pole socket Back: RS232 sub-D 9-pole socket Requires approx. 70mm mounting depth
917.116	RS232 crossover socket Black Front: RS232 sub-D 9-pole socket Back: RS232 sub-D 9-pole crossover plug (crossed) Requires approx. 70mm mounting depth
917.031	PS2 mouse + keyboard Black Front: 2x MiniDIN 6-pole socket (mouse – mint green; keyboard – purple) Back: 2x MiniDIN 6-pole socket (mouse – mint green; keyboard – purple) Requires approx. 50mm mounting depth



917.076



917.075



917.012




917.116



917.031

Cable glands

Custom Module 1 x cable gland

#	
917.032	Up to Ø 11 mm Module with drill hole and 2-part cable gland for cables up to Ø 11 mm
917.033	Up to Ø 22 mm 1 x 2-part cable gland, ideal for routing cables up to Ø 22 mm Ideal for VGA cables



917.032



917.033

Custom Module 3x cable gland

#	
917.082	2x up to Ø 9 mm 1x up to Ø 14 mm Module with notch for routing cables



917.082



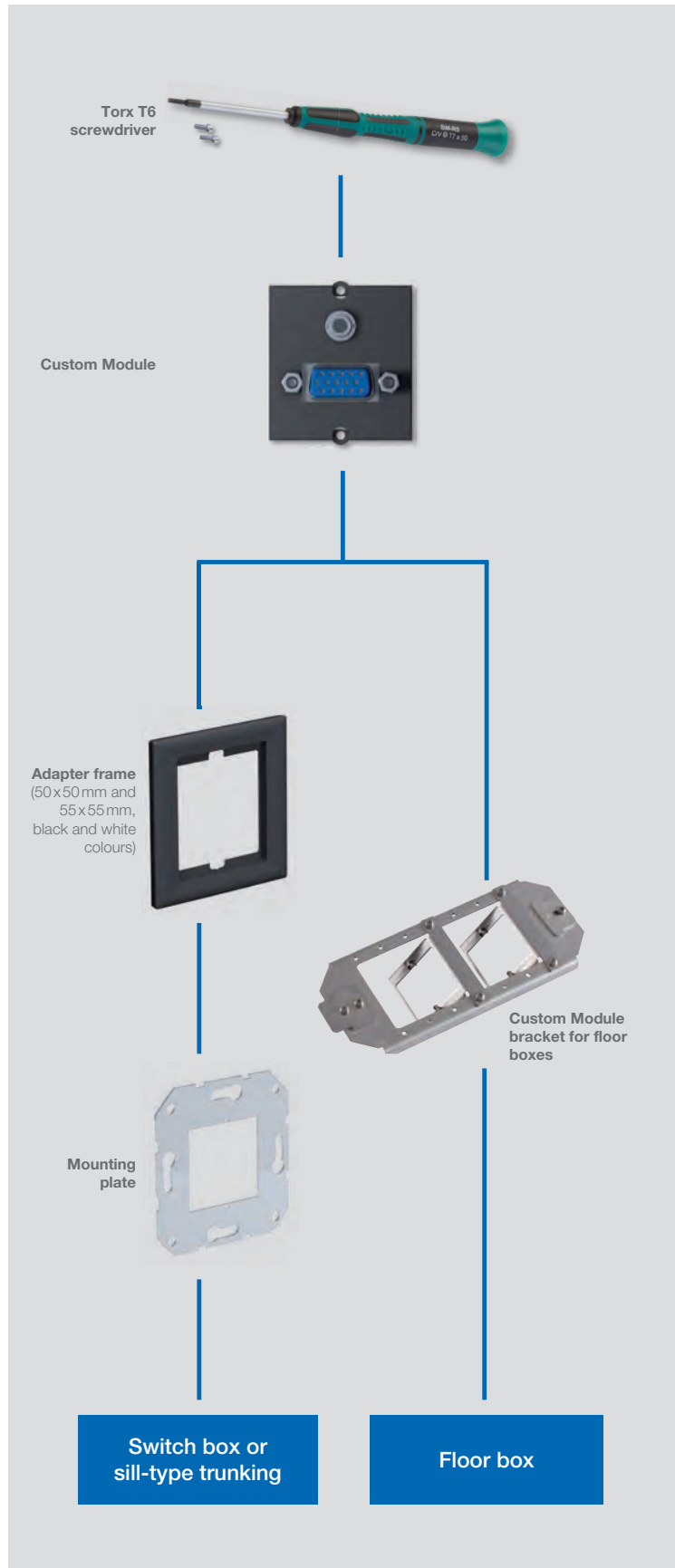
All Custom Modules are supplied with T6 screws. See the glossary for detailed information on use/application.

Installation options switch manufacturers


The addition of a few extra components opens up entirely new possibilities for electrical installations. Installed in either a switch box or sill-type trunking, the extensive range of Custom Modules allows the easy integration of audio, video and data networks.

By using the 50x50 mm and 55x55 mm adapter frames available as standard, the Custom Modules form an optimal complement to all current switch ranges of reputable manufacturers. The connections to the rear can be made either as socket/socket or via screw terminals. No complicated soldering or cabling is required. A compatibility list of Custom Modules for the switch ranges of various manufacturers can be found on page 159 onwards.

BACHMANN Custom Modules can even be fitted into conventional floor boxes. The Custom Module bracket for floor-box systems allows the Custom Modules to be fitted directly. There is thus no need for a mounting plate or adapter frame. The BACHMANN Custom Module bracket is suitable for various makes floorbox manufacturers. Please check the mounting depth required by the Custom Modules.




Mounting plate Custom Modules for switch range | Stainless steel

#	
917.064	Suitable for conventional device boxes for flush mounting, cavity and device boxes for trunking Incl. 2x Torx M2 screws For trunking, an additional mounting box is required (see manufacturer's range)



917.064

Adapter frame for switch range | Plastic

#	
917.065	External dimension: 50x50 mm Black, similar to RAL 9005 Fits into conventional switch ranges (50x50 mm internal dimension) in conjunction with the stainless steel mounting plate 917.064 Please check the compatibility list from page 159 onwards
917.168	External dimension: 50x50 mm White, similar to RAL 9010 Fits into conventional switch ranges (50x50 mm internal dimension) in conjunction with the stainless steel mounting plate 917.064 Please check the compatibility list from page 159 onwards
917.066	External dimension: 55x55 mm Black, similar to RAL 9005 Fits into conventional switch ranges (55x55 mm internal dimension) in conjunction with the stainless steel mounting plate 917.064 Please check the compatibility list from page 159 onwards
917.169	External dimension: 55x55 mm White, similar to RAL 9010 Fits into conventional switch ranges (55x55 mm internal dimension) in conjunction with the stainless steel mounting plate 917.064 Please check the compatibility list from page 159 onwards



917.065



917.068




917.066



917.169

Custom Module bracket for floor boxes

#	
Steel sheet 2x Custom Module	
917.068	For fitting in OBO Bettermann device case/floor-box systems with mount for 2 Custom Modules (transverse mounting) Incl. Torx M2 screws
Steel sheet 3x Custom Module	
917.067	For fitting in OBO Bettermann device case/floor-box systems with mount for 3 Custom Modules (transverse mounting) Incl. Torx M2 screws
Plastic, black 2x Custom Module	
917.139	Mounting for Electraplan floor boxes with mount for 2 Custom Modules (transverse mounting) Incl. Torx M2 screws for Custom Modules
Plastic, black 3x Custom Module	
917.140	Mounting for Electraplan floor boxes with mount for 3 Custom Modules (transverse mounting) Incl. Torx M2 screws for Custom Modules



917.068



917.067



917.139



917.140

Manufacturer / switch range	BACHMANN Adapter frame** Colour black	BACHMANN Adapter frame** Colour white	+ Adapter manufacturer number
Berker			
S.1	917.066	917.169	–
B.1	917.066	917.169	–
B.3	917.066	917.169	–
B.7 glass	917.066	917.169	–
K.1	917.065	917.168	11087124 11087106 11087109 11087102
K.5	917.065	917.168	11087104
Arsys	917.065	917.168	11080101 11089104 11089111 11080169 11080102
Module 2	917.065	917.168	114309 114302
Busch-Jaeger			
carat®	917.065	917.168	1746/10-81 1746/10-82 1746/10-84
pure stainless steel	917.065	917.168	1746/10-866
impulse	917.065	917.168	1746/10-71 1746/10-72 1746/10-74 1746/10-79 1746/10-777 1746/10-783
solo®	917.065	917.168	1746/10-82 1746/10-84 1746/10-85 1746/10-86 1746/10-87 1746/10-88 1746/10-803 1746/10-815
Busch-axcent®	917.065	917.168	1746/10-84
future®	917.065	917.168	1746/10-82 1746/10-84 1746/10-85 1746/10-89
future linear®	917.065	917.168	1746/10-81 1746/10-82 1746/10-83 1746/10-84 1746/10-89
EGB			
Elegant Standard	917.065	917.168	143090045
Schneider Electric (ELSO)			
JOY	917.065	917.168	363080 363084
RIVA	917.065	917.168	203080 203084 2030831 2030811 2030819
RIVA	917.066	917.169	203160 203164 2031611 2031619
SCALA	917.065	917.168	203080 203084 2030811 2030819
SCALA	917.066	917.169	203160 203164 2031611 2031619
FASHION	917.065	917.168	203080 203084 203081 2030812 203082 2030831 203086 203089 2030844
FASHION	917.066	917.169	203160 203164 203160D
NOVIA	917.066	917.169	284800 284804
NOVIA	917.065	917.168	283160 283164 2831631 2831612 283166 283169 2831611
CLASSIC	917.065	917.168	303110 303111
Gira			
Standard 55	917.066	917.169	–
E2	917.066	917.169	–
Event	917.066	917.169	–
Esprit	917.066	917.169	–
E22	917.066	917.169	0289202
Stainless steel series 20/21	917.066	917.169	028920
TX_44	917.066	917.169	028966 028967 028965
Large-area switch	917.066	917.169	0289111 0289112
S-Color	917.065	917.168	028240 028242 028243 028246 028247
Jäger			
Opus	917.065	917.168	560.050.02
Jung			
AS 500	917.066	917.169	–
AS universal	917.066	917.169	–
A 500	917.066	917.169	–
A plus	917.066	917.169	–

** Also order the appropriate BACHMANN adapter frame for installation in the switch range.

Manufacturer / switch range	BACHMANN Adapter frame** Colour black	BACHMANN Adapter frame** Colour white	+ Adapter manufacturer number
Jung			
A creation	917.066	917.169	–
LS-Design	917.066	917.169	AL2961Z5-L ES2961Z5-L
LS 990	917.066	917.169	LS961Z5WW LS961Z5SW LS961Z5AL
LS plus	917.066	917.169	AL2961Z5-L ES2961Z5-L
FD-design	917.066	917.169	AL2961Z5-L ES2961Z5-L
CD 500	917.065	917.168	590ZCD 590ZWW
LS 990	917.065	917.168	LS961Z LS961ZWW LS961ZLG LS961ZSW
LS 990	917.065	917.168	LS961Z5 LS961Z5WW LS961Z5SW
Aluminium	917.065	917.168	LS961Z LS961ZWW LS961ZLG LS961ZSW
Aluminium	917.066	917.169	LS961Z5 LS961Z5WW LS961Z5SW AL2961Z5-L ES2961Z5-L
Stainless steel	917.065	917.168	LS961Z LS961ZWW LS961ZLG LS961ZSW
Stainless steel	917.066	917.169	LS961Z5 LS961Z5WW LS961Z5SW AL2961Z5-L ES2961Z5-L
Anthracite	917.065	917.168	LS961Z LS961ZWW LS961ZLG LS961ZSW
Anthracite	917.066	917.169	LS961Z5 LS961Z5WW LS961Z5SW AL2961Z5-L ES2961Z5-L
Bright chrome	917.065	917.168	LS961Z LS961ZWW LS961ZLG LS961ZSW
Bright chrome	917.066	917.169	LS961Z5 LS961Z5WW LS961Z5SW AL2961Z5-L ES2961Z5-L
Merten			
1-M	917.066	917.169	–
ATELIER-M	917.066	917.169	–
M-SMART	917.066	917.169	–
M-PLAN	917.066	917.169	–
M-PLAN GLASS	917.066	917.169	–
M-PLAN metal	917.066	917.169	–
M-PLAN II	917.066	917.169	–
M-ARC	917.066	917.169	–
M-STAR	917.066	917.169	–
ARTEC	917.065	917.168	516094 516099
AQUADESIGN	917.065	917.168	518344 518319 518314 518360
PEHA			
Standard	917.066	917.169	219511 219611
Standard	917.065	917.168	219411 219211 219711 219311 218711
Dialog	917.065	917.168	828611 819511 768611 847311 838011 778611 316611
Aura	917.065	917.168	117211 129511 155811
Nova	917.065	917.168	027211 042211 057211
Nova	917.066	917.169	100511 100711 100611
Presto-Vedder			
Regina classic	917.065	917.168	730RW 730RUW
Alessa	917.065	917.168	230RUW
Alessa plus	917.065	917.168	230RUW
Fiorena	917.065	917.168	3030RUW 3030RW 3030RSI 3030RSGR
Siemens			
DELTA line	917.065	917.168	5TG2557 5TG2587 5TG1160 5TG1150
DELTA vita	917.065	917.168	5TG2557 5TG1160 5TG1150
DELTA miro	917.065	917.168	5TG2557 5TG2587 5TG1160 5TG1150
DELTA style	917.065	917.168	5TG1326 5TG1326-1 5TG1366
DELTA style	917.066	917.169	5TG1327 5TG1327-1 5TG1367
DELTA profil	917.065	917.168	5TG1806 5TG1866 5TG1766 5TG1836 5TG1706-1 5TG1746-1
DELTA profil	917.066	917.169	5TG1893 5TG1885 5TG1762 5TG1835 5TG1705-1 5TG1745-1

Accessories

Keystone blank cover

#	
917.057	Socket cover Socket cover, clips into an empty Keystone socket Can be used as a placeholder for sockets inserted later



917.057

Custom Module blank cover

- Blank cover as placeholder or for you to mount your own plug connectors
- Material: Plastic | Material thickness: 1.8mm

#	
917.009	Black
917.166	White
917.010	Black With screw dome Screw dome on rear side of module for fixing, e.g. of boards or blank holders
917.167	White With screw dome Screw dome on rear side of module for fixing, e.g. of boards or blank holders



917.009



917.010



917.167

Data connection cover

#	
930.143	RJ45 shutter Cover for data connection tool-free mounting Suitable for Custom Modules 917.000/917.001 With paper labelling strips Universal: suits 1 and 2 data connections Ideal as dust cover for data socket contacts when not in use



930.143

Torx T6 screws for Custom Modules

#	
917.041	Black Designed for 10 screwing cycles Contents: 10 items
917.111	Stainless steel In mounting plate Designed for 10 screwing cycles Contents: 10 items M2 screws for stainless steel mounting plate (917.064)



917.041



917.111

Torx T6 screwdriver

#	
917.040	Torx T6 screwdriver suitable for Custom Modules screws Black



917.040

 See the glossary for detailed information on use/application.

HDBaseT

The plug-and-play solution for meeting points and meeting rooms

Share information from up to 4 devices (laptops) at the touch of a button. The buttons are already integrated into the relevant Custom Modules. The signals from the changeover switch to the display or projector are either transferred via HDBaseT or as original HDMI signals.




BENEFITS

- **Zero-loss transmission of image and sound signals via CAT cable up to 70 metres**
- **Simple cabling**
- **Plug & play**
- **No programming needed**
- **Resolution up to UHD (4K) possible**
- **Compatible with HDBaseT-capable displays and projectors**

HDBaseT transmitter


- Output: HDMI + HDBaseT via RJ45
- Max. 70 metre cable length
- Incl. control box

#	
903.211	With 3 inputs Input: 2x HDMI, 1x VGA + audio
903.212	With 4 inputs Input: 2x HDMI, 1x VGA + audio , 1x DisplayPort



903.211


HDBaseT receiver

#	
903.201	Input: HDBaseT via RJ45 Output: HDMI, HDCP compatible



903.201

Mounting accessories

#	
903.203	Mounting bracket for HDBaseT transmitter 2 pieces




903.203


For suitable **audio/video cables**, see from page 188.



For suitable **Custom Modules**, see page 153.



Cables





Power

Extension cables	166
Supply cables/connection cables	170
Spiral cables	178
Wieland installation connection system	182
Accessories	184

Data

Patch cable	185
USB cable	186

Audio / video

HDMI cable	187
DisplayPort cable	187
VGA cable	188
DVI-I cable	188
Cinch cable	189

Extension cables

CEE extension cable | Rubber/neoprene

- 16A/400V~ | 70 °C | IP44
- End 1: CEE plug 16A/6h/400V~
- End 2: CEE coupling 16A/6h/400V~
- For outdoor use and on construction sites

#	
Cable: H07RN-F5G 1.50 mm²	
344.170	5.0m Black
344.171	10.0m Black
344.172	25.0m Black
Cable: H07RN-F5G 1.50 mm² With phase inverter	
344.174	10.0m Black
344.175	25.0m Black
Cable: H07RN-F5G 2.50 mm²	
347.170	5.0m Black
347.171	10.0m Black
347.172	25.0m Black



347.172

CEE extension cable | Rubber/neoprene

- 32A/400V~ | 70 °C | IP44
- End 1: CEE plug 16A/6h/400V~
- End 2: CEE coupling 16A/6h/400V~
- For outdoor use and on construction sites

#	
Cable: H07RN-F5G 4.00 mm² Surrounding temperature during use up to 25 °C	
346.170	5.0m Black
346.171	10.0m Black
346.172	25.0m Black
Cable: H07RN-F5G 6.00 mm²	
348.171	10.0m Black
348.172	25.0m Black



346.172

Extension cable with earthing contact | Rubber/neoprene | 3-way rubber overhead coupling

- 16A/250V~ | 70°C | IP44
- End 1: central plug with earthing contact
- End 2: 3-way rubber overhead coupling with hinged lid and standardised snap latch

#		
Cable: H07RN-F3G 1.50 mm²		
343.174	5.0m	Black
343.175	10.0m	Black
343.176	25.0m	Black



343.175

Extension cable with earthing contact | Rubber/neoprene | Heavy-duty version

- 16A/250V~ | 70°C | IP44
- End 1: central plug with earthing contact
- End 2: coupling with earthing contact with lid
- Heavy-duty version for outdoor use and on construction sites

#		
Cable: H07RN-F3G 1.50 mm²		
343.170	5.0m	Black
343.171	10.0m	Black
343.172	25.0m	Black
343.173	50.0m	Black
Cable: H07RN-F3G 2.50 mm²		
343.191	10.0m	Black
343.192	25.0m	Black



343.171

Extension cable with earthing contact | Rubber

- 16A/250V~ | 70°C | IP44
- End 1: central plug with earthing contact
- End 2: coupling with earthing contact with lid

#		
Cable: H05RR-F3G 1.50 mm²		
343.179	10.0m	Black
343.177	25.0m	Black



343.179

Lawnmower extension cable | Rubber/neoprene

- 16A/250V~ | 70°C | IP44
- End 1: central plug with earthing contact
- End 2: coupling with earthing contact with lid

#	
Cable: H07RN-F3G 1.50mm²	
343.373	15.0m Red
343.370	25.0m Red
343.372	35.0m Red
343.371	50.0m Red



343.370

Extension cable with earthing contact | PVC

- 16A/250V~ | 70°C | IP20
- End 1: central plug with dual earthing contact system, moulded
- End 2: coupling with earthing contact, moulded with lid

#	
Cable: H05VV-F 3G 1.50mm²	
341.879	10.0m Orange
341.870	25.0m Orange



341.879
Similar to illustration

Extension cable with earthing contact | PVC

- 16A/250V~ | 70°C
- End 1: right-angled plug with dual earthing contact system, moulded
- End 2: coupling with earthing contact, moulded

#	
Cable: H05VV-F 3G 1.50mm²	
341.284	2.0m White
341.184	2.0m Black
341.285	3.0m White
341.185	3.0m Black
341.287	4.0m White
341.286	5.0m White
341.186	5.0m Black
341.288	7.5m White
341.189	10.0m White
341.289	10.0m Black
341.281	15.0m White
Cable: H05VV-F 3G 1.50mm² With shutter	
341.200S	2.0m White
341.201S	3.0m White
341.202S	5.0m White
341.203S	10.0m White



341.285



341.201S

Euro extension cable | PVC

- 2.5A/250V~ | 70 °C
- End 1: Euro plug, fitted, type 20
- End 2: Euro coupling, fitted, type 23

#	
Cable: H03VWH2-F2 0.75 mm²	
233.284	2.0m White
233.184	2.0m Black
233.285	3.0m White
233.185	3.0m Black
233.286	5.0m White
233.186	5.0m Black



Non-heating device extension cable | PVC

- 10A/250V~ | 70 °C
- End 1: C14 non-heating device plug
- End 2: C13 non-heating device socket

#	
Cable: H05VV-F 3G 0.75 mm²	
356.974	2.0m Grey Unpacked
Cable: H05VV-F 3G 1.00 mm²	
356.900	0.5m Grey Individually packed
356.119	0.5m Black Unpacked
356.901	0.75m Grey Individually packed
356.169	0.75m Black Individually packed
356.902	1.0m Grey Individually packed
356.120	1.0m Black Unpacked
356.903	1.5m Grey Individually packed
356.127	1.5m Black Unpacked
356.904	2.0m Grey Individually packed
356.171	2.0m Black Individually packed
356.975	3.0m Grey Unpacked



Non-heating device extension cable | PVC

- 16A/250V~ | 70 °C
- End 1: C20 non-heating device plug
- End 2: C19 non-heating device socket


#	
Cable: H05VV-F 3G 1.50 mm²	
356.1731	0.5m Black
356.910	0.5m Grey
356.1732	0.75m Black
356.911	0.75m Grey
356.1733	1.0m Black
356.918	1.0m Grey
356.183	1.5m Black Unpacked
356.935	1.5m Grey
356.174	2.0m Black Unpacked
356.936	2.0m Grey
356.175	3.0m Black Unpacked



Supply cables/ connection cables

Supply cable with earthing contact | Rubber/PUR

- Maximum load according to conductor cross-section | 250V~
- End 1: central plug with dual earthing contact system, moulded plug with splash water protection!
- End 2: 30mm stripped with ferrules


#	
Cable: H05BQ-F 3G 1.00 mm² Diameter approx. 7.9 mm	
328.875	3.0m Orange Unpacked
328.876	5.0m Orange Unpacked
Cable: H07BQ-F 3G 1.50 mm² Diameter approx. 8.6 mm	
327.875	3.0m Orange Unpacked
327.876	5.0m Orange Unpacked



328.875

Supply cable with earthing contact | Neoprene

- Maximum load according to conductor cross-section | 250V~
- End 1: central plug with dual earthing contact system, moulded plug with splash water protection!
- End 2: 30mm stripped with ferrules

#	
Cable: H05RR-F 3G 0.75 mm² Diameter approx. 6.7 mm	
321.174	2.0m Black Unpacked
321.175	3.0m Black Unpacked
321.176	5.0m Black Unpacked
Cable: H07RN-F 3G 1.00 mm² Diameter approx. 8.9 mm	
320.174	2.0m Black Unpacked
320.185	3.0m Black Individually packed
320.175	3.0m Black Unpacked
320.186	5.0m Black Individually packed
320.176	5.0m Black Unpacked
Cable: H07RN-F 3G 1.50 mm² Diameter approx. 9.5 mm	
322.184	2.0m Black Individually packed
322.174	2.0m Black Unpacked
322.185	3.0m Black Individually packed
322.175	3.0m Black Unpacked
322.186	5.0m Black Individually packed
322.176	5.0m Black Unpacked
Cable: H07RN-F 3G 2.50 mm² Diameter approx. 11.3 mm	
323.185	3.0m Black Individually packed
323.186	5.0m Black Individually packed



321.175

Supply cable with earthing contact | PVC

- Maximum load according to conductor cross-section | 70 °C
- End 1: right-angled plug with dual earthing contact system, moulded
- End 2: 30mm stripped with ferrules

#	
---	---

Cable: H03VV-F 3G 0.75 mm² | Diameter approx. 5.5mm

301.274	2.0m White	Unpacked
301.174	2.0m Black	Unpacked
301.974	2.0m Grey	Unpacked
301.275	3.0m White	Unpacked
301.175	3.0m Black	Unpacked

Cable: H05VV-F 3G 1.00 mm² | Diameter approx. 7.0mm

304.274	2.0m White	Unpacked
304.284	2.0m White	Individually packed
304.174	2.0m Black	Unpacked
304.184	2.0m Black	Individually packed
304.974	2.0m Grey	Unpacked
304.275	3.0m White	Unpacked
304.285	3.0m White	Individually packed
304.175	3.0m Black	Unpacked
304.185	3.0m Black	Individually packed
304.276	5.0m White	Unpacked
304.176	5.0m Black	Unpacked

Cable: H05VV-F 3G 1.50 mm² | Diameter approx. 8.0mm

305.274	2.0m White	Unpacked
305.284	2.0m White	Individually packed
305.174	2.0m Black	Unpacked
305.184	2.0m Black	Individually packed
305.974	2.0m Grey	Unpacked
305.275	3.0m White	Unpacked
305.285	3.0m White	Individually packed
305.175	3.0m Black	Unpacked
305.185	3.0m Black	Individually packed
305.975	3.0m Grey	Unpacked
305.276	5.0m White	Unpacked
305.176	5.0m Black	Unpacked



304.275

Supply cable with earthing contact | PVC

- 10A/250V~ | 70 °C
- End 1: central plug with dual earthing contact system, moulded
- End 2: 30mm stripped with ferrules

#	
---	---

Cable: H03VV-F 3G 0.75 mm² | Diameter approx. 5.5mm

311.273	1.5m White	Unpacked
312.174	2.0m Black	Individually packed
312.275	3.0m White	Individually packed
312.175	3.0m Black	Individually packed



312.275

Supply cable with earthing contact | PVC | With intermediate switch

- 10A/250V~ | 70 °C
- Not rewirable
- Switch dimensions: 60x26x13 mm
- End 1: right-angled plug with dual earthing contact system, moulded
- End 2: 30mm stripped with ferrules, 1-pole intermediate switch – fitted after approx. 50 cm

#	
Cable: H03VV-F 3G 0.75 mm² Diameter approx. 5.5mm	
302.274	2.0m White Unpacked
302.174	2.0m Black Unpacked



302.274

Iron supply cable | Textile

- 10A/250V~ | 150 °C
- End 1: central plug with dual earthing contact system, moulded
- End 2: 30mm stripped with ferrules

#	
Cable: H03RT-H 3G 1.00 mm² – TEXTILE Diameter approx. 6.5mm	
313.176	3.0m Grey/white Individually packed



313.176

Vacuum cleaner replacement cable | PVC

- 10A/250V~ | 70 °C
- End 1: contour plug, moulded
- End 2: 30mm stripped with ferrules

#	
Cable: H05VV-F 2x 0.75 mm² Diameter approx. 6.4mm	
240.187	6.3m Black Individually packed
240.189	10.0m Black Individually packed




240.189

Contour supply cable | Rubber/PUR

- Maximum loading according to conductor cross-section | 70 °C
- End 1: contour plug, moulded
- End 2: 30mm stripped with ferrules

#	
Cable: H05BQ-F 2x 1.00 mm² Diameter approx. 6.8mm	
244.875	3.0m Orange Unpacked
244.876	5.0m Orange Unpacked
Cable: H07BQ-F 2x 1.50 mm² Diameter approx. 8.3mm	
249.875	3.0m Orange Unpacked
249.876	5.0m Orange Unpacked



244.875

Contour supply cable | Neoprene

- Maximum load according to conductor cross-section | 70 °C
- End 1: contour plug, moulded
- End 2: 30mm stripped with ferrules
- Ideal connection cable for power tools

#	
---	---

Cable: H07RN-F 2x 1.00mm² | Diameter approx. 7.7 mm

246.174	2.0m Black Unpacked
246.175	3.0m Black Unpacked
246.185	3.0m Black Individually packed
246.375	3.0m Red Unpacked
246.176	5.0m Black Unpacked
246.186	5.0m Black Individually packed
246.376	5.0m Red Unpacked

Cable: H07RN-F 2x 1.50mm² | Diameter approx. 8.7 mm

248.174	2.0m Black Unpacked
248.175	3.0m Black Unpacked
248.185	3.0m Black Individually packed
248.176	5.0m Black Unpacked
248.186	5.0m Black Individually packed



246.375



246.175

Contour supply cable | PVC

- 10A/250V~ | 70 °C
- End 1: contour plug, moulded
- End 2: 30mm stripped with ferrules

#	
---	---

Cable: H05VV-F 2x 1.00mm² | Diameter approx. 6.5 mm

241.275	3.0m White Unpacked
241.175	3.0m Black Unpacked



241.275

Euro supply cable | PVC

- 2.5A/250V~ | 70 °C
- End 1: 2.5A Euro plug, moulded
- End 2: 25mm stripped with ferrules

#	
---	---

Cable: H03VVH2-F 2x 0.75mm² | Flat cable approx. 3.6x5.6 mm


202.274	2.0m White Unpacked
202.284	2.0m White Individually packed
202.174	2.0m Black Unpacked
202.184	2.0m Black Individually packed
202.275	3.0m White Unpacked
202.285	3.0m White Individually packed
202.175	3.0m Black Unpacked
202.185	3.0m Black Individually packed



202.274

Euro supply cable with intermediate switch | PVC

- 2.5A/250V~ | 70°C
- End 1: 2.5 A Euro plug, moulded
- End 2: 25mm stripped with ferrules, 1-pole intermediate switch fitted after approx. 50 cm
- Switch dimensions: 63x25x14 mm


#		
		
Cable: H03VVH2-F 2x 0.75mm²		
211.274	1.8m White	Unpacked
211.174	1.8m Black	Unpacked



211.274

Non-heating device supply cable | PVC

- 10A/250V~ | 70°C
- End 1: right-angled plug with dual earthing contact system, moulded
- End 2: C13 non-heating device socket

#		
		
Cable: H05VV-F 3G 0.75mm²		
351.174	2.0m Black	Unpacked
351.184	2.0m Black	Individually packed
351.974	2.0m Grey	Unpacked
351.984	2.0m Grey	Individually packed
Cable: H05VV-F 3G 1.00mm²		
353.175	3.0m Black	Unpacked
353.185	3.0m Black	Individually packed
353.975	3.0m Grey	Unpacked
353.985	3.0m Grey	Individually packed
Cable: H05VV-F 3G 1.50mm²		
356.172	0.5m Black	Individually packed
356.905	0.5m Grey	Individually packed
356.1721	0.75m Black	Individually packed
356.906	0.75m Grey	Individually packed
356.1722	1.0m Black	Individually packed
356.907	1.0m Grey	Individually packed
356.1723	1.5m Black	Individually packed
356.908	1.5m Grey	Individually packed
354.127	2.0m Black	Unpacked
356.909	2.0m Grey	Individually packed



353.975

Non-heating device supply cable | PVC

- 16A/250V~ | 70°C
- End 1: right-angled plug with dual earthing contact system, moulded
- End 2: C19 non-heating device socket

#			
Cable: H05VV-F 3G 1.50mm²			
356.1971	0.5m	Black	Individually packed
356.937	0.5m	Grey	Individually packed
356.1972	0.75m	Black	Individually packed
356.938	0.75m	Grey	Individually packed
356.1973	1.0m	Black	Individually packed
356.939	1.0m	Grey	Individually packed
356.1974	1.5m	Black	Individually packed
356.940	1.5m	Grey	Individually packed
356.1975	2.0m	Black	Individually packed
352.174	2.0m	Black	Unpacked
356.941	2.0m	Grey	Individually packed
352.175	3.0m	Black	Unpacked



352.175

Heating device supply cable | PVC

- 10A/250V~
- for export only
- End 1: right-angled plug with dual earthing contact system, moulded
- End 2: heating device socket 10A, IEC 320/C15, fitted

#			
Cable: H05VV-F 3G 1.00mm² Diameter approx. 7.0mm			
361.174	2.0m	Black	Unpacked
361.184	2.0m	Black	Individually packed



361.174

Heating device supply cable | Rubber

- 10A/250V~ | 155°C
- End 1: central plug with dual earthing contact system, moulded
- End 2: heating device socket 10 A, mounted (916.170)

#			
Cable: H05RR-F 3G 1.00mm² Diameter approx. 6.5mm			
372.174	2.0m	Black	Unpacked
372.184	2.0m	Black	Individually packed



372.174

Universal supply cable | PVC

- 10A/250V~
- for export only
- End 1: right-angled plug with dual earthing contact system, moulded
- End 2: heating device socket 10A, mounted


#			
Cable: H05VV-F 3G 1.00mm² Diameter approx. 7.0mm			
373.174	2.0m	Black	Unpacked



373.174
Similar to illustration

Small appliance supply cable | PVC

- 2.5A/250V~
- End 1: Euro flat plug, moulded
- End 2: small appliance socket, moulded


#	
	
Cable: H03VVH2-F 2x 0.75 mm² Flat cable approx. 3.6x5.6 mm	
251.173	1.5m Black Unpacked
251.183	1.5m Black Individually packed



251.173

Cooker connecting cable with ferrules | PVC

- 16A/250V~ | 70°C
- End 1: 50mm stripped with ferrules
- End 2: 110mm stripped with ferrules, 140mm green/yellow protective conductor

#	
	
Cable: H05VV-F 5G 1.50 mm² Diameter approx. 9.5mm	
116.280	1.5m White Individually packed
116.270	1.5m White Unpacked
116.271	2.0m White Unpacked
116.272	3.0m White Unpacked



116.271

Cable: H05VV-F 3G 2.50 mm² | Diameter approx. 10.1 mm


118.270	1.5m White Unpacked
---------	-------------------------

Cable: H05VV-F 5G 2.50 mm² | Diameter approx. 11.3mm

119.280	1.5m White Individually packed
119.270	1.5m White Unpacked
119.281	2.0m White Individually packed
119.271	2.0m White Unpacked
119.272	3.0m White Unpacked

Cooker connecting cable with fork-type lugs | PVC

- 16A/250V~ | 70°C
- End 1: 50mm stripped with ferrules
- End 2: 110mm stripped with ferrules, 140mm green/yellow protective conductor

#	
	
Cable: H05VV-F 5G 2.50 mm² Diameter approx. 11.3mm	
119.274	2.0m White Unpacked



119.274

Transparent connection cable

- Leads FEP T 180 °C/sheath PVC T 105 °C 450/750V, earth conductor threads green/yellow
- End 1: 40mm stripped with ferrules
- End 2: 40mm stripped with ferrules
- Double-insulated cable

#	
FEP/PVC 3x 0.75mm²	
130.080	1.5m
130.081	3.0m
150.072	50.0m ring
FEP/PVC 3x 1.50mm²	
131.080	1.5m
131.081	3.0m
150.070	50.0m ring
FEP/PVC 5x 0.75mm²	
132.080	1.5m
132.081	3.0m
151.072	50.0m ring
FEP/PVC 5x 1.50mm²	
133.080	1.5m
133.081	3.0m
151.070	50.0m ring



130.081

Properties and examples of use

- For contour and supply cable with earthing contact
- Contour supply cable: 244.875/244.876/249.875/249.876
- Supply cable with earthing contact: 328.875/328.876/327.875/327.876
- Contour supply cable: 244.875/244.876/249.875/249.876

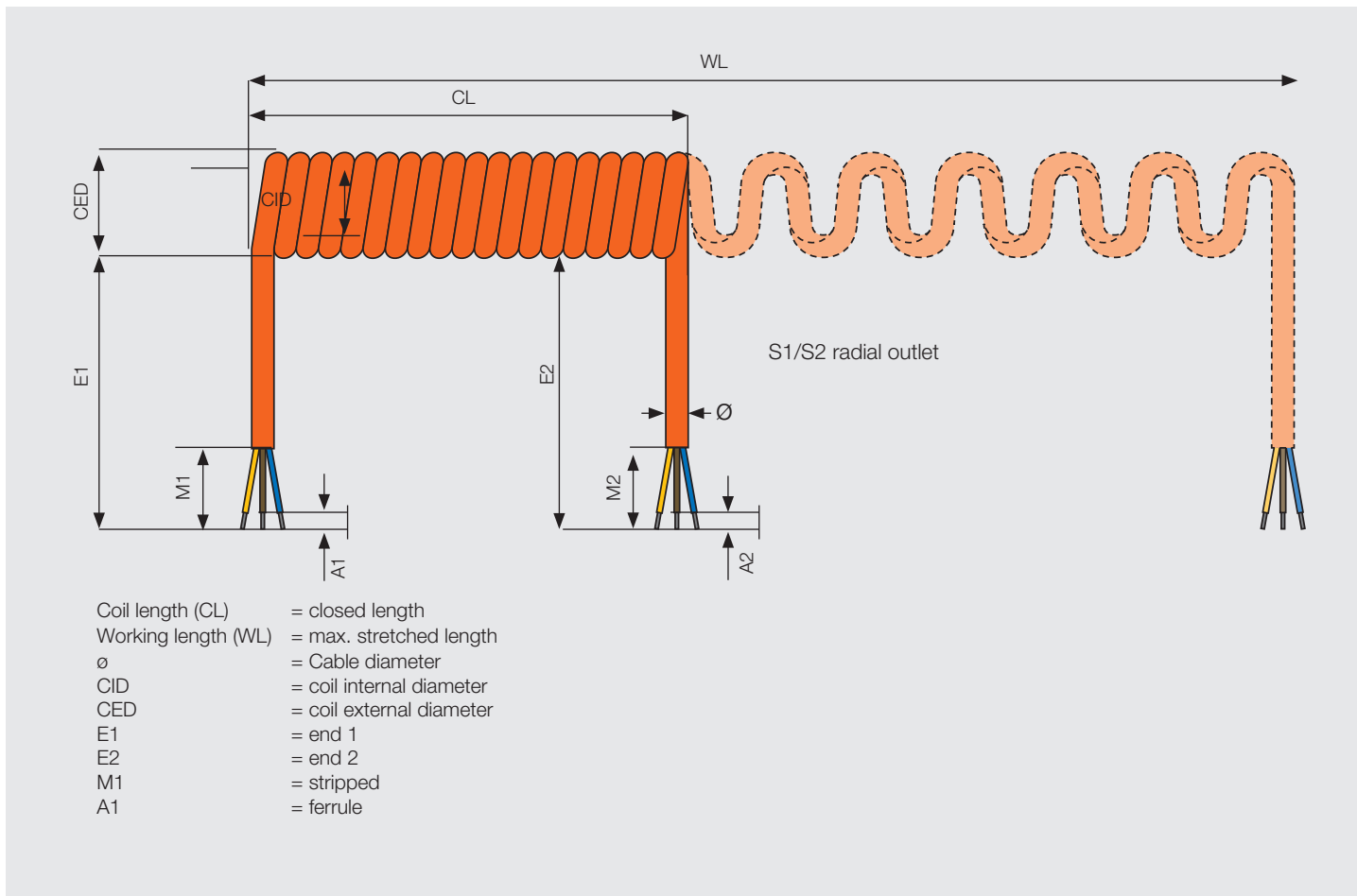
Cable construction

- Copper conductors, fine-stranded, tin-plated
- Wire insulation made from ethylene/propylene rubber
- Sheath made from polyurethane, blend type 11Ym1 in accordance with VDE 0250 Part 818/585

Examples of use

- Outdoors and in dry, damp and wet indoor areas
- For high mechanical stress on construction sites, in workshops, in mechanical and plant engineering and in the chemicals industry
- Wherever high requirements for abrasion resistance, impact resistance and oil resistance are laid down
- Particularly suitable as a supply cable for hand-held power tools

We can provide custom configurations to suit your specification or following free consultation with our experts. As a manufacturer of many years' standing, we possess a wealth of know-how. See from page 268 (international plugs and couplings).



CABLES

Spiral cables

As a leading manufacturer of spiral cables, we have extensive competence and count leading global companies among our customers. Specifically developed – from the helicopter communication helix to the robot coil in technically difficult environments, we will find the solution for you.

Spiral extension cable with earthing contact plug | PVC


- Elongation factor 1:4 | 70 °C
- End 1: central plug with dual earthing contact system, moulded
- End 2: coupling with earthing contact, moulded

#	
YMHY-J 3G 1.50mm², diameter approx. 8.4mm, CID: approx. 10mm, CED: approx. 27mm	
672.280	White Coil length: 500mm Working length: 2000mm
672.180	Black Coil length: 500mm Working length: 2000mm
672.281	White Coil length: 1000mm Working length: 4000mm
672.181	Black Coil length: 1000mm Working length: 4000mm



Spiral cable with earthing contact | PUR | Orange

- Leads: rubber | Sheath: PUR | Elongation factor 1:5 | 70 °C
- End 1: length 100 mm straight, central plug with dual earthing contact system, moulded
- End 2: length 200 mm incl. 30 mm stripped, with ferrules

#	
H07BQ-F 3G 1.50 mm², diameter approx. 9.5 mm, WID: approx. 13 mm, WAD: approx. 32 mm	
665.870	Coil length: 500 mm Working length: 2500 mm
665.871	Coil length: 1000 mm Working length: 5000 mm



Contour supply cable | PUR | Orange


- Leads: rubber | Sheath: PUR | Elongation factor 1:5 | 70 °C
- End 1: contour plug, moulded
- End 2: length 100 mm incl. 30 mm stripped, with ferrules

#	
H05BQ-F 2x 1.00 mm², diameter approx. 7 mm, WID: approx. 9 mm, WAD: approx. 23 mm	
624.871	Coil length: 1000 mm Working length: 5000 mm



Spiral supply cable with earthing contact | PVC

- Leads: PVC | Sheath: PVC | Elongation factor 1:4 | 70 °C
- End 1: right-angled plug with dual earthing contact system, moulded
- End 2: length 100 mm incl. 30 mm stripped, with ferrules

#	
YMHY-J 3G 1.50 mm², diameter approx. 8.4 mm, CID: approx. 10 mm, CED: approx. 27 mm	
663.270	White Coil length: 500 mm Working length: 2000 mm
663.170	Black Coil length: 500 mm Working length: 2000 mm
672.271	White Coil length: 1000 mm Working length: 4000 mm
663.171	Black Coil length: 1000 mm Working length: 4000 mm



CABLES

Properties and examples of use

Leads PVC / sheath PVC

- Good value, low mechanical stiffness, medium chemical resistance, medium reset force
- For household appliances, lamps and IT systems

Leads PVC / sheath PUR


- Good chemical resistance, good resistance to cold, excellent abrasion and notching resistance, very good oil resistance, good reset force
- For connection cables in engineering and the building industry (construction equipment)

Leads rubber PUR / sheath PUR

- Good wear resistance, good chemical resistance, good resistance to cold, excellent abrasion and notching resistance, very good oil resistance, good reset force
- For machines and systems that require VDE-compliant connections: for example, mechanical engineering, construction equipment, electric tools, communication technology – particularly suitable for use out of doors or in damp environments

Spiral cable, PUR

- Leads: rubber | Sheath: PUR | Elongation factor 1:5 | 70 °C
- End 1/end 2: 200 mm each, cut flush
- Characteristics: good chemical resistance, good resistance to cold, microbe resistant, excellent abrasion and notching resistance, microbe-proof, high resistance to chafing and grinding, good reset force
- Examples of use: for machines and systems that require VDE-compliant connections and in mechanical engineering, construction equipment, electric tools, communication technology
- Particularly suitable for outdoor use or in damp environments; UV-resistant


#	
H07BQ-F 3G 1.50 mm², diameter approx. 9.5 mm, WID: approx. 13 mm, WAD: approx. 32 mm	
684.880	Coil length: 500 mm Working length: 2500 mm Orange
684.881	Coil length: 1000 mm Working length: 5000 mm Orange
684.882	Coil length: 1500 mm Working length: 7500 mm Orange
H07BQ-F 5G 1.50 mm², diameter approx. 11.3 mm, CID: approx. 18 mm, CED: approx. 41 mm	
685.880	Coil length: 500 mm Working length: 2500 mm Orange
685.881	Coil length: 1000 mm Working length: 5000 mm Orange
685.882	Coil length: 1500 mm Working length: 7500 mm Orange
H07BQ-F 7G 1.50 mm², diameter approx. 13.9 mm, CID: approx. 18 mm, CED: approx. 46 mm	
681.880	Coil length: 500 mm Working length: 2500 mm Orange
681.881	Coil length: 1000 mm Working length: 5000 mm Orange
681.882	Coil length: 1500 mm Working length: 7500 mm Orange
H07BQ-F 3G 2.50 mm², diameter approx. 10.8 mm, WID: approx. 18 mm, WAD: approx. 40 mm	
682.880	Coil length: 500 mm Working length: 2500 mm Orange
682.881	Coil length: 1000 mm Working length: 5000 mm Orange
682.882	Coil length: 1500 mm Working length: 7500 mm Orange
H07BQ-F 5G 2.50 mm², diameter approx. 13.7 mm, CID: approx. 18 mm, CED: approx. 46 mm	
683.880	Coil length: 500 mm Working length: 2500 mm Orange
683.881	Coil length: 1000 mm Working length: 5000 mm Orange
683.882	Coil length: 1500 mm Working length: 7500 mm Orange



684.880

Spiral cable, PUR

- Wires: PVC | Sheath: PUR | Elongation factor 1:5 | 70 °C


#	
YMH11Y-J 5x 1.50 mm², diameter approx. 10.0 mm, WID: approx. 18 mm, WAD: approx. 39 mm	
693.280	White Coil length: 500 mm Working length: 2500 mm
693.180	Black Coil length: 500 mm Working length: 2500 mm
693.281	White Coil length: 1000 mm Working length: 5000 mm
693.181	Black Coil length: 1000 mm Working length: 5000 mm
693.282	White Coil length: 1500 mm Working length: 7500 mm
693.182	Black Coil length: 1500 mm Working length: 7500 mm



693.280

Spiral cable, PUR

- Wires: PVC | Sheath: PUR | Elongation factor 1:5 | 70 °C
- End 1/end 2: 200mm each, cut flush
- Characteristics: good chemical resistance, good resistance to cold, excellent abrasion and notching resistance, very good reset force
- Examples of use: connection cables for engineering, the construction industry or robotics


#	
YMH11Y-J 3G 1.50 mm², diameter approx. 8.0 mm, WID: approx. 13 mm, WAD: approx. 29 mm	
692.280	White Coil length: 500 mm Working length: 2500 mm
692.180	Black Coil length: 500 mm Working length: 2500 mm
692.281	White Coil length: 1000 mm Working length: 5000 mm
692.181	Black Coil length: 1000 mm Working length: 5000 mm
692.282	White Coil length: 1500 mm Working length: 7500 mm
692.182	Black Coil length: 1500 mm Working length: 7500 mm



692.280

Spiral cables PVC

- Wires: PVC | Sheath: PVC | Elongation factor 1:4 | 70 °C
- Characteristics: good value, low mechanical resistance, medium chemical resistance, medium reset force
- Examples of use: lamps, IT systems and mobile devices/equipment


#	
YMHY-J 3G 1.50 mm², diameter approx. 8.4 mm, CID: approx. 10 mm, CED: approx. 27 mm	
654.280	White Coil length: 500 mm Working length: 2000 mm
654.180	Black Coil length: 500 mm Working length: 2000 mm
654.281	White Coil length: 1000 mm Working length: 4000 mm
654.181	Black Coil length: 1000 mm Working length: 4000 mm
654.282	White Coil length: 1500 mm Working length: 6000 mm
654.182	Black Coil length: 1500 mm Working length: 6000 mm



654.280

Lamp spiral cable

- Wires: PVC | 70 °C
- Ends: 140 mm each, incl. 80 mm stripped, with ferrules

#	
YMHY-J 3G 1.50 mm², diameter approx. 8.4 mm, CID: approx. 10 mm, CED: approx. 27 mm Sheath: PVC, elongation factor 1:4	
654.283	Coil length: 400 mm Working length: 1600 mm White
654.284	Coil length: 800 mm Working length: 3200 mm White
YMH11Y-J 5x 1.50 mm², diameter approx. 10 mm, WID: approx. 13 mm, WAD: approx. 34 mm Sheath: PUR, elongation factor 1:5	
693.283	Coil length: 400 mm Working length: 2000 mm White



654.284

Wieland installation connection system

Device supply cable

#	
---	---

GST18 earthing contact

Cable: H05VV-F 3G 1.50 mm² | End 1: right-angled plug with earthing contact | End 2: Wieland GST18i3 socket

375.000	1.5m	Black
375.075	2.0m	Black
375.003	3.0m	Black
375.005	4.0m	Black
375.007	5.0m	Black
375.039	10.0m	Black



GST18 earthing contact | Halogen-free cable

Cable: S05Z1Z1-F 3G 1.50 mm² | End 1: right-angled plug with earthing contact | End 2: Wieland GST18i3 socket

375.044	2.0m	Black
375.045	3.0m	Black
375.046	5.0m	Black

GST18 – CH/Switzerland plug

Cable: H05VV-F 3G 1.00 mm² | End 1: CH/Switzerland plug | End 2: Wieland GST18i3 socket

375.016	1.5 m	Black
375.017	3.0m	Black
375.018	5.0m	Black



GST18 – 13A UK plug

Cable: H05VV-F 3G 1.50 mm² | End 1: 13 A UK plug | End 2: Wieland GST18i3 socket

375.068	2.0m	Black
375.069	3.0m	Black
375.070	4.0m	Black



Device supply cable with additional earth connection

- Pre-assembled power supply cables with integrated earth connection
- The power strip is earthed independently of the installation
- Ideal in combination with STEP power strips (see page 26 onwards)
- Table-mounted frames can be earthed independently of the power strip

#	
---	---

GST18 earthing contact

Cable: H05VV-F 3G 1.50 mm² | End 1: right-angled plug with earthing contact | End 2: Wieland GST18i3 socket with 0.3 m | 1.50 mm² green/yellow, with M6 ring terminal

375.115	2.0m	Black
375.116	3.0m	Black
375.117	5.0m	Black



For Wieland plugs/couplings, see page 55.

Device extension cable

#	
---	--

GST18/GST18

Cable: H05VV-F 3G 1.50mm² | End 1: Wieland GST18 i 3 plug | End 2: Wieland GST18 i 3 socket

375.050	0.3m
375.053	1.0m
375.038	2.0m
375.055	3.0m



375.050

GST18/GST18 | Halogen-free cable

Cable: S05Z1Z1-F3G 1.50mm² | End 1: Wieland GST18 i 3 plug | End 2: Wieland GST18 i 3 socket

375.080	0.3m
375.081	1.0m
375.082	2.0m
375.083	3.0m

GST15/GST18

Cable: H05VV-F 3G 1.50 mm² | End 1: Wieland GST15 i 3 plug | End 2: Wieland GST18 i 3 socket

375.127	1.5m
375.128	3.0m
375.129	5.0m



375.127

Cables with ST18 connector system

· Old system, cannot be plugged in under load

#	
---	--

Device supply cable, ST18 earthing contact

Cable: H05VV-F 3G 1.50mm² | End 1: right-angled plug with earthing contact | End 2: Wieland ST18/3 socket

375.079	2.0m
375.040	3.0m
375.076	5.0m



375.079

Device extension cable, ST18/ST18

Cable: H05VV-F 3G 1.50mm² | End 1: Wieland ST18/3 plug | End 2: Wieland ST18/3 socket

375.071	0.5m
375.072	1.0m
375.073	1.5m
375.064	3.0m



375.071

Interlocks

#	
---	--

Interlock for device plugs and couplings | Compliant with VDE 0628

375.518	Snaps onto the relevant plugs and couplings
---------	---

Locking latch (interlock) | Compliant with VDE 0628

375.501	Black For snap-in built-in plug and coupling
---------	--



375.518



375.501

CABLES

For Wieland plugs/couplings, see page 55.

Connectors/distributors

#	
---	--

Inter-coupling | No interlock | Allows easy linking of e.g. 2 STEP power strips with the same or different connector systems | 1 x input (plug section) and 1 x output (socket section)

375.500	GST/GST Black
375.515	GST/ST Black
375.516	ST/GST Black

Distributor block, GST18i3

For power distribution | Input: 3-pole plug section | Output: 3-pole socket section

375.101	1 x input , 2x output (1) Black
375.102	1 x input , 2x output (2) Black
375.105	1 x input , 3x output (3) Black

Distributor block, GST18i5

Through-wiring for 3-phase power, 5 and 3-pole | Input: 1 x 5-pole plug | Output: 1 x 5-pole socket | 2 x 3-pole socket per phase

375.106	1 x input, 1 + 6 x output Black
---------	-----------------------------------



375.500



375.515




375.101



375.102



375.105



375.106

Accessories

#	
---	--

End cap

375.503	Black Inserts into the snap-in fitted plug and coupling
---------	---



375.503

Accessories

Kabelsafe box, IP64

- Offers outstanding protection for power strips, extension cables and adapters
- 6 cable entries with individual strain relief
- Lockable and can be mounted at rear; very robust construction
- For permanent use in the garden and on construction sites
- Ideal for Christmas lights, garden devices and camping uses

#	
---	--

904.100	Light grey Suitable for cable diameters from H05VV-F 3G 1.50mm ² to H07RN-F3G 1.50mm ² UV-resistant Suitable for e.g. SMART art. 387.270 Usable surface: WxHxD: 310x125x250mm
---------	---



904.100

Cable box set, IP44

- For connecting cables
- Set in plastic bag: 1 x cable box, 2 x cable grommet, 1 x stopper

#	
---	--

924.351	Black 230V~ 16A Cable types up to H07RN-F 3G 2.50mm ²
---------	--



924.351

For Wieland plugs/couplings, see page 55.

Kabelsafe box, IP44

- Offers the best protection for power cable plug connectors
- Ideal for permanent outdoor use and on construction sites as it is water- and childproof
- Protects the plug connectors of your Christmas and party illuminations
- Practical applications in camping and for use with electric lawnmowers

#	
919.371	Orange Max. cable diameter 9 mm Internal dimensions 180 mm long, diameter 60 mm



919.371

Cable-carrying aid

- Handle facilitates transport of long cables or tubes
- Adjustable and pliable

#	
394.179	Orange



394.179

Patch cable

Patch cables

#	
---	--

CAT6a patch cable plug / socket | CAT7 cable, shielded | Conforms to IEC 61156-6 | End 1: RJ45 Hirose TM12 CAT6a plug with strain relief sleeve and unlocking tongue. End 2: CAT6a TKM 10GB Keystone socket | Fits into Keystone mounts 917.000/917.001/917.061/917.062

918.033	3.0m	Black
918.034	5.0m	Black

CAT6a patch cable plug / plug | CAT7 cable, shielded | Conforms to IEC 61156-6 | Ends 1 and 2: RJ45 Hirose TM12 CAT6a plug with strain relief sleeve and unlocking tongue | Suitable for e.g. CAT6 socket/socket 940.044

918.006	1.0m	Black
918.007	3.0m	Black
918.008	5.0m	Black

CAT6 patch cable plug / plug | CAT6 cable, shielded | Conforms to ISO/IEC 11801 and EN 50173 | Ends 1 and 2: RJ45 plug with strain relief sleeve and protective tongue for interlock | Suitable for e.g. CAT6 socket/socket 940.044

940.040	3.0m	Grey
940.041	5.0m	Grey

CAT5e patch cable plug / plug | CAT5e cable, shielded | Conforms to ISO/IEC 11801 and EN 50173 | Ends 1 and 2: RJ45 plug with strain relief sleeve and protective tongue for interlock | Suitable for e.g. CAT5e socket/socket 940.057

918.003	1.0m	Grey
940.052	3.0m	Grey
940.053	5.0m	Grey

RJ12 patch cable plug / plug | RJ12 cable, shielded | Conforms to ISO/IEC 11801 and EN 50173 | Ends 1 and 2: RJ12 plug with strain relief sleeve | Suitable for e.g. RJ12 socket/socket 940.085

940.089*	3.0m	Black
----------	------	-------



918.034



918.006



940.040



918.003



940.089

CABLES

K For suitable **Keystones and Keystone mounts**, see from page 143.

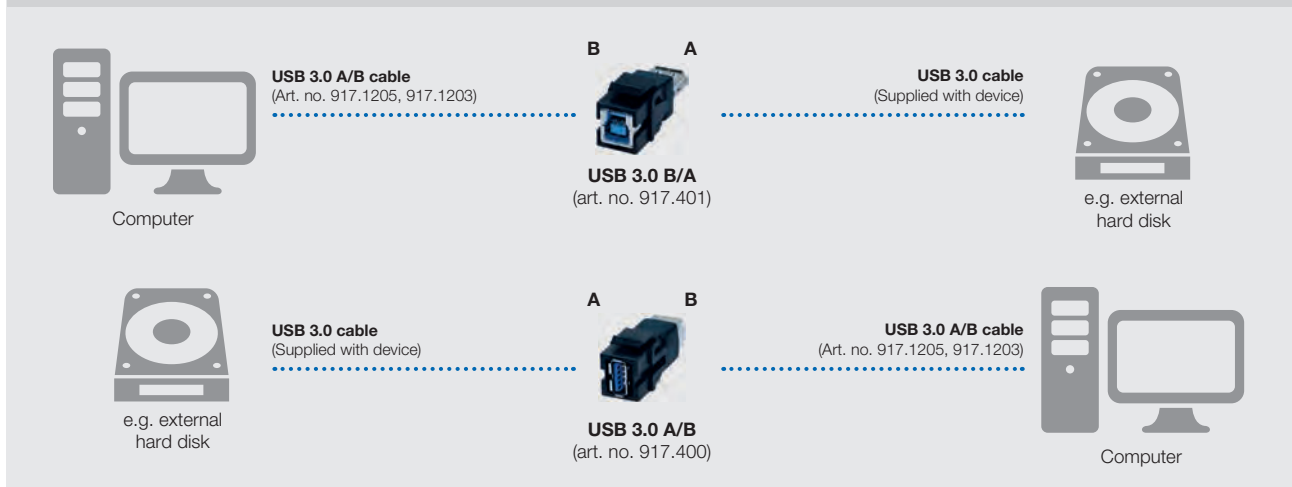
USB cable

USB 3.0 connection cable

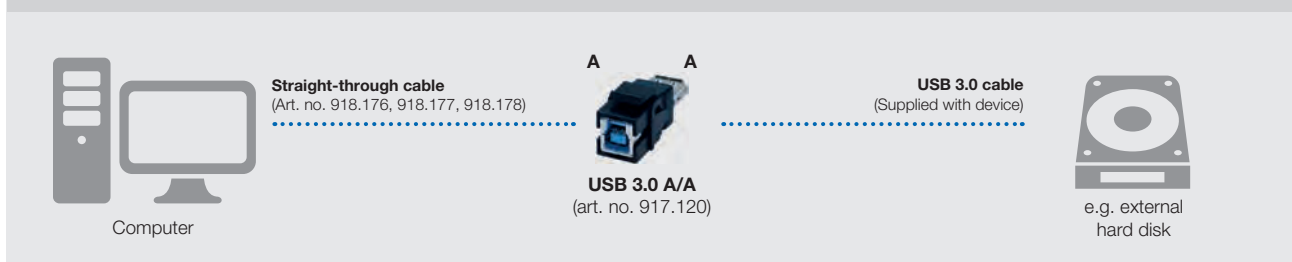
#	
USB 3.0 A/A connection cable Straight-through (not for host-to-host connection) Ends 1 and 2: plug A Can be used with Custom Modules with USB A socket Fully wired	
918.176	1.0m Black Grey plug
918.178	2.0m Black Grey plug
918.177	3.0m Black Grey plug
USB 3.0 A/A connection cable Crossed (for host-to-host connection) Ends 1 and 2: plug A Can be used with Custom Modules with USB A socket Fully wired	
918.081	1.0m Black Black plug
918.083	1.8m Black Black plug
918.082	3.0m Black Black plug
USB 3.0 A/B connection cable End 1: plug A End 2: plug B Fully wired	
917.1205	1.0m Black Black plug
917.1203	3.0m Black Black plug



Connection with A/B or B/A Keystone module for USB 3.0 connection



Connection with A/A Keystone module for USB 3.0 connection



K For suitable **Keystones**, see from page 144.

HDMI cable

HDMI connection cable

- Digital transmission of image and audio signals
- Can be used with Custom Modules with HDMI socket/socket (e.g. 918.041)

#	
HDMI 2.0 cable Long distance Solid metal HDMI standard 3840x2160px (ultra HD) Ends 1 and 2: 19-pole HDMI plug	
918.0201	7.5m Black
HDMI 2.0 cable HDMI standard 3840x2160px (ultra HD) Ends 1 and 2: 19-pole HDMI plug	
918.0191	1.0m Black
918.0192	3.0m Black
918.0193	5.0m Black
HDMI 1.3 cable HDMI standard 1920x1080px (full HD) Ends 1 and 2: 19-pole HDMI plug	
918.019	3.0m Black
918.020	5.0m Black



DisplayPort cable

DisplayPort digital cabling

- DisplayPort connection cable
- 3840x2160px (ultra HD)
- Can be used with Custom Modules with DisplayPort socket/socket (e.g. 917.145)
- Ends 1 and 2: 20-pole DisplayPort plug

#	
918.0951	1.0m Black
918.0952	3.0m Black
918.0953	5.0m Black




For cable lengths, we recommend a max. length of 7.5m to ensure the HDMI standard quality (ultra HD).



For suitable **Custom Modules**, see from page 140.

VGA cable


15-pole VGA HD extension cable

#		
		
1 x VGA To connect from: connector panel to laptop, connector panel to signal booster, signal booster to monitor/TV (optional) Ends 1 and 2: 1 x VGA plug 15 HD		
918.009	1.0m	Black
940.047	3.0m	Black
940.048	5.0m	Black



918.009

High-quality combination cable

#		
		
1 x VGA 1 x miniature jack 1 x control signal High flexibility Ends 1 and 2: 1 x VGA plug 15 HD; 1 x miniature jack plug 3.5 mm; 1 x RJ12 Plug with metal housing and shielding Additional ferrite cores are not needed Can be used with Custom Modules with VGA + miniature jack socket/socket and button (e.g. 917.134)		
903.107	1.0m	Black
903.108	3.0m	Black
903.109	5.0m	Black
903.110	10.0m	Black



903.110

1 x VGA 1 x miniature jack To connect from: connector panel to laptop, connector panel to signal booster, signal booster to monitor/TV (optional) Ends 1 and 2: 1 x VGA plug 15 HD, 1 x miniature jack plug 3.5 mm Plug with metal housing and shielding		
918.066	1.0m	Black
918.067	3.0m	Black
918.068	5.0m	Black
918.069	10.0m	Black



918.069

DVI-I cable

DVI-I connection cable

- Digital transmission of image signals
- Compatible with DVI-A and DVI-D plug connectors
- Can be used with Custom Modules with DVI-I socket/socket (e.g. 917.021/917.078)

#		
		
Ends 1 and 2: 1 x DVI plug		
918.017	3.0m	Black
918.018*	5.0m	Black



918.017

 For suitable **Custom Modules**, see from page 140.

Cinch cable

Cinch video + stereo connection cable

- Transmission of analogue image and audio signals
- Can be used with Custom Modules with Cinch socket/socket (e.g. 917.026)

#	
Ends 1 and 2: Cinch plug (red + white + yellow)	
918.015*	3.0m Black
918.016*	5.0m Black



918.015

S-video (Hosiden) connection cable

- Transmission of analogue image signals
- Can be used with Custom Modules with S-video socket/socket (e.g. 917.028/917.035)

#	
Ends 1 and 2: S-video plug	
940.104*	3.0m Black
940.105*	5.0m Black



940.104

Cinch stereo connection cable

- Transmission of audio signals
- Can be used with Custom Modules with Cinch socket/socket (e.g. 917.027/917.028/917.022/917.023)

#	
Ends 1 and 2: Cinch stereo plug (red + white)	
940.049	3.0m Black



940.049



For suitable **Custom Modules**, see from page 140.

Lamps






Mobile

Stick lamps/handheld lamps	192
Professional work lamps	194

Stationary

LED spotlights	196
Illumination material	197
Accessories	198



Stick lamps/ handheld lamps

BENEFITS

- **Very long service life**
- **Flexible use**
- **Including suspension hooks**
- **Sturdy handle**
- **Shock-resistant**
- **Minimal heat generation**

Battery-powered LED handheld lamp

- Magnetic holder
- Plastic
- 230V~ mains adapter
- Automotive charging device
- Individually packed in blister packaging
- Diameter 6 cm

#	
---	---

Battery-powered LED handheld lamp

394.188	60 LEDs, 3.6W With 1 magnetic holder Length: 42 cm
394.190	160 LEDs, 9.6W With 2 magnetic holder Length: 53.5 cm

PROFESSIONAL battery-powered LED handheld lamp

394.191	60 + 17 LEDs for torch function With 2 magnetic holders Length: 45.5 cm
---------	---



394.188



394.190



394.191

Stick lamp

- 8W fluorescent lamp
- Not changeable, with integrated reflector
- Electronic ballast unit built into the handle, 50Hz
- Plastic version with shock resistant protection tube and rotary hook
- 5.0m H05VV-F 2x 0.75 mm² supply cable with 2.5A Euro plug
- IP20, including light bulb

#	
---	---

394.184	Black Diameter 1.5 cm Length without hook: 46.5 cm
---------	--



394.184

Professional stick lamp with energy saving lamp

- 11 W/250V~, IP54
- Changeable, anti-glare, pleasant light
- Oil resistant rubber version with shock resistant protection tube
- Integrated reflector and robust suspension hooks
- 5.0m H05RN-F 2x 1.00 mm² rubber cable with contour plug
- Splash-proof and dustproof design
- Including light bulb (Dulux S 11 watts)

#	
---	---

720.006	Black Protection class II Double insulation Length: 40 cm
---------	---



720.006

Rubber hand lamp

- E27 holder, max 100W/250V~
- Changeable, with protective glass
- Oil-resistant rubber design
- Metal basket with integrated hook, light bulbs not included
- Length: 27 cm

#	
---	---

394.183	5.0m H05RN-F 2x 1.0 mm² supply cable with plug IP44 Protection class II Double insulation Black
394.187	Without cable IP40 Black
910.1011	Replacement glass Protective glass



394.183



Shock-resistant plastic housing with oil-resistant rubber surround and polycarbonate pane

5.0m supply cable H07RN-F3G 1.5mm² rubber cable with rubber plug


Professional work lamps

BENEFITS

- For use on construction sites
- Splash-proof and dust-proof versions
- Infinitely adjustable support bracket for positioning
- Tripod mounting possible
- Version with integrated socket outlets with earthing contact

Professional work lamp

- Shadow-free and pleasant light
- 250V~ socket outlets with earthing contact fitted in rear of housing to allow other equipment to be connected (part nos. 720.020 and 720.021)
- Examples of use: workshops, tradesmen, ideal for outdoor use and on construction sites.
- Lamp: neon lamps 36W TC-L

#	
720.020	2x socket outlet with earthing contact 72W (2x36W) 5800 lumens 49.5x28.5x11 cm
720.021	1x socket outlet with earthing contact 108W (3x36W) 8700 lumens 55x29x11 cm
720.022	Without socket outlet with earthing contact 36W (2x18W) 2900 lumens 34x23x11 cm



LED spotlight Magnum Future

#	
720.035	2x socket outlets with earthing contact on rear With SMD LED 32W/250V~ IP44



Professional tripod

- Robust tripod construction | Zinc-plated | With mounting plate, fixing screws and cable rewind
- Height adjustable up to 2.50 m
- Weight: 6 kg
- Suitable for 720.020, 720.021, 720.022 and 720.035

#	
730.004	Silver



Mobile halogen lamp

- 2 m cable: H05VV-F3G 1.00mm² with plug
- 400 W R7S halogen bulb included
- Aluminium die-cast housing with cooling fins
- Continuously adjustable frame in black with carrying handle

#	
720.013	Black 400W IP44



Mobile halogen lamp with tripod

- 2 m cable: H05VV-F3G 1.00mm² with plug
- 400 W R7S halogen bulb included
- Aluminium die-cast housing with cooling fins
- Stand with aluminium die-cast articulation | Height adjustable up to 2 m
- With practical cable rewind
- For outside use

#	
722.009	Stand colour yellow Load 5-7 kg 400W IP44



Battery-powered LED spotlight

- With Li-Ion battery
- IP54 | A+ energy efficiency class
- With 230V mains adapter and 12V in-vehicle charging cable

#	
720.036	10W Samsung LED chip
720.037	20W Samsung LED chip




LED spotlights

Chip LED spotlight

- LED class 1 | Colour temperature 4000K
- IP65 | 220-240V~/50-60Hz
- 2m supply cable H07RN-F 3G 1.5mm² with plug with earthing contact
- Radiation angle 120°
- Die-cast aluminium housing
- Swivelling and lockable reflector with safety glass
- For continuous outdoor use
- Low power consumption
- Practical hanging, positioning and fixing options

#	
720.025	50W with LED chip approx. 3600 lumen, colour temperature 6400K
720.026	80W with LED chip approx. 7000 lumen, colour temperature 6400K



720.025



720.026

Professional power LED spotlight

- LED class 1 | Colour temperature 6400K
- 220-240V~/50-60Hz
- Radiation angle 60°
- Die-cast aluminium housing
- Swivelling and lockable reflector with safety glass
- LED technology offers very long service life
- Minimal heat generation

#	
720.029	Without supply cable 12W Approx. 960 lumen Metal cable inlet for cables up to 3G 1.50mm ² IP65
720.030	Without supply cable, with 120° motion detector 12W Approx. 960 lumen Metal cable inlet for cables up to 3G 1.50mm ² IP65 Motion detector: range max. 12m Time adjustable from 9 sec. to 10min. Integrated dawn switch IP44
720.031	1.5m supply cable H05RN-F 3G 1.00mm² with plug with earthing contact 7W with earth spike Approx. 560 lumen IP44



720.029



720.030




720.031

Illumination material

Light chain


- With plug and end piece
- External dimensions approx. 5.30x13.30mm
- Including rubber plug and end piece with hook
- Without light bulb

#	
740.005	10m cable With 10 E 27 lamp holders Green
740.006	20m cable With 20 E 27 lamp holders Green



740.005

Lamp holders

#	
E 27 illumination lamp holder For outdoor use Heat- and weather-resistant thermoplastic	
740.000	Max. 40W Protection class II/IP44 Up to 165 °C without sealing ring Splash-proof when used with sealing ring (740.001/740.012) – please order separately
Illumination lamp holder with mounting base Black For fixing to firm surfaces Only use outside with rubber seal Sealing ring (740.001/740.012) – please order separately	
740.010	E 14 Fixing screw spacing: 40 mm
740.011	E 27 Fixing screw spacing: 46 mm



740.000



740.011

Sealing ring for illumination lamp holders


- For fitting or retrofitting lamp holders to light chains for outdoor use
- Guaranteed protection from water droplets when the bulb is directed downwards

#	
740.001	E 27 Black
740.012	E 14 Black



740.001

Accessories for illumination light chains

#	
740.015	Connecting box Black For flat cables H05RN H2x1.50mm ²
740.017	Solid rubber right-angled plug Black IP44 For flat cables With snap latch With surface clamps Assembled with two screws at front
740.002	Flat cable plug for illumination cable 16 A/250 V~ Black DIN 49406 For cables H05RN H2-F2x 1.5mm ² solid rubber version Without earthing contact With snap latch
740.003	Flat coupling for illumination cable Black DIN 0282 With hinged lid and mounting Without earthing contact For contour plugs only
740.004	End piece for illumination cable Black DIN 0282 With mounting hook Provides a secure end to cables



740.015



740.017



740.002



740.003



740.004

Accessories

Lamp holder, pre-wired

- 60W plastic E 27 holder
- 0.2m H03VV-F 2x0.75mm²
- 250V~ | 4A | T180

#	
---	---

With 2-pole screw terminal

641.1701	Black
641.2701	White

With plug-in terminal

641.1711	Black
641.2711	White



641.1701
Similar to illustration



641.1711

E 27 holder with earth spike


- Plastic housing with seal, splash-proof
- Lamp holder can be pivoted
- For use only with PAR38 80 W light bulb (not included)

#	
720.000	Black IP44 2.0m cable: H05RN-F 2x1.00mm ² with contour plug



720.000

Light bulb adapter

#	
730.005	Converts E 27 fitting to E 14 External thread: E 27 Internal thread: E 14 Thread: brass Insulation: plastic
730.008	Converts E 40 fitting to E 27 External thread: E 40 Internal thread: E 27 Thread: brass Insulation: porcelain



730.005



730.008

Porcelain terminal

#	
---	---

For wire cross sections up to 2.50mm² | Without wire protection, heat-resistant up to 20 °C/temperature of low-volt range

950.000	1-pole Dimensions: 17x9.5x12 mm Hole diameter approx. 3.1 mm
950.002	2-pole with central fixing hole Dimensions: 21x18x16mm Hole diameter approx. 4.3mm
950.003	3-pole with central fixing hole Dimensions: 33x19x16 mm Hole diameter approx. 4.3mm

For wire cross sections up to 4mm²

950.004	2-pole with central fixing hole Dimensions: 24x22x22mm Hole diameter approx. 5.0 mm
---------	---



950.000



950.002



950.003



950.004

Ceiling box, diameter 70 mm

- Including screw and strain relief

#	
190.273	White Height approx. 20.0 mm



190.273

Silicone housing, MAXI series 1000

- For halogen cold light mirror lamps 6U 5.3, diameter 51 mm, 12V~, maximum 35W
- Do not use Cool Beam light bulbs
- Triple-insulated | Light bulbs not included

#	
---	---

With cable and ceramic lamp holder

924.224	Transparent
---------	-------------

924.225	White
---------	-------

With cable and ceramic lamp holder | Loose | Supplied in bags of 50

924.332	White
---------	-------

Without cable and ceramic lamp holder | Loose | Supplied in bags of 50

924.334	White
---------	-------



924.224

Decorative rings, series 1002

- For MAXI series 1000 silicone housing
- Dimensions: inner 5 cm, outer 8 cm

#	
---	---

924.250	Matt brushed stainless steel
---------	------------------------------



924.250

Silicone recessed spotlight housing, MAXI series 1000 GU10

- MAXI silicone recessed spotlight housing for high-voltage halogen and LED light bulbs with GU10 lamp base
- Diameter: 51 mm | 230V~ | Max. 35W or GU10 V LED lamp up to 5W

#	
---	---

924.350	White
---------	-------

924.352	Transparent
---------	-------------

924.355	Grey (similar to RAL7016)
---------	---------------------------



924.350

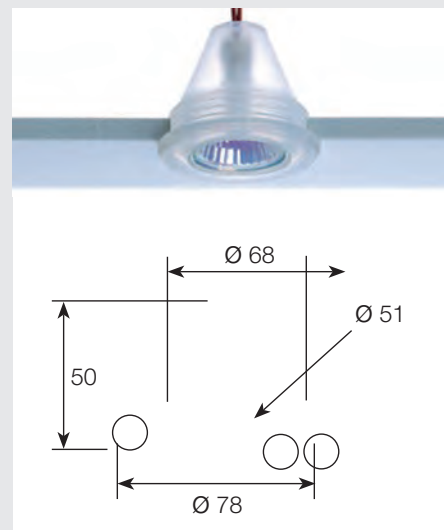
MAXI silicone housing for low-voltage recessed halogen spotlights

The MAXI silicone housing consists of a high-tech, high-temperature-resistant elastomer with exceptional material properties that will suit a wide range of applications:

- Totally rust-free
- Resistant to UV, ozone and ageing
- Heat- and cold-resistant
- Excellent resistance to weather and maritime environments
- Quick and easy to assemble and dismantle
- No fitting of individual components
- Bulb changes without tools
- No troublesome metal rings
- Can also be used for shops and exhibition stands (to match décor!)
- Quick mounting technology
- Fitting without springs

Can be fitted in:

- Solid material of various thicknesses
- Fragile materials such as Rigips, fibreboards, fixing plates, etc.



Electrotechnical accessories





InterBÄR

inter  BÄR

Dimmers	202
Switches/buttons	205
Child safety	214
Special products	215

Dimmers

LED dimmer for external buttons, series 8122

- 230V~ | 50Hz | 4-160W/VA | LED 3-55W
- For dimmable LED lamps, high-voltage halogen lamps and light bulbs
- Phase-control dimmer with soft-start and memory function
- Totally silent dimming!
- On/Off/Dimming using external button

#	
924.083	Black



924.083

LED-Line Touch Dimmer, series 8124

- 230V~ | 50Hz | 5-150W/VA | LED 3-55W
- For dimmable LED lamps, high-voltage halogen lamps, light bulbs, dimmable LED filament lamps
- On/Off/Dimming using a pushbutton
- Soft-start and memory function
- With orientation light
- Flicker-free dimming due to individual lamp adjustment
- For connecting textile cables and cables with a diameter of max. 7.5mm
- Works in complete silence
- For hand and foot operation

#	
924.0166	Black
924.0167	White



924.0166



924.0167

LED-Line Touch Dimmer, series 8119 | 81x32x23mm

- With soft-start and memory function
- 230V~ (+/- 10%), 50Hz, 5-100W/VA, LED 3-35W
- For dimmable LED lamps, high-voltage halogen lamps and light bulbs
- Electronic, transistor-controlled, phase-controlled dimmer without inductor
- On/Off/Dimming using a pushbutton
- Active current limitation with overtemperature protection
- Low-noise operation
- Flicker-free dimming due to option of setting basic and maximum brightness
- For connection cables with a diameter of max. 7.5mm
- Compact design


#	
924.354	Black



924.354

LED intermediate dimmer, series 8116

- 230V~ | 50Hz | 7-110 W/VA | LED 3-35W
- Separate on and off switches, control wheel provides dimming function.
- For low-voltage halogen lamps with conventional transformers, high-voltage halogen lamps and light bulbs

#	
924.0161	Black For dimmable LED lamps and energy saving lamps



924.0161

Line intermediate Dimmer/reverse phase control dimmer, series 8113 |

130x60x35 mm


- 230V~ | 50Hz | 20 to 300VA
- Connection options can be freely selected (as intermediate or end dimmer)
- Hand and foot operation
- Night light in the dark | Separate on and off switches
- For low-voltage halogen lamps with electronic transformers, high-voltage halogen lamps and light bulbs
- No fuse protection | Buzz-free

#	
924.338	Housing black
924.353	Housing transparent



LED-Line Rotary Dimmer, series 8118 | Diameter 33 mm x L110 mm

- 230V~ (+/- 10%) | 50Hz | 5-100W/VA, LED 3-35W
- Electronic, transistor-controlled, phase-controlled dimmer without inductor
- For dimmable LED lamps, high-voltage halogen lamps and light bulbs
- On/Off/Dimming by turning the housing
- Active current limitation with overtemperature protection
- Works in complete silence
- Flicker-free dimming due to option of setting basic and maximum brightness
- With microswitch and fine grid
- Can be freely positioned thanks to symmetrical design
- For connecting textile cables with a diameter of max. 8 mm

#	
924.0163	Black without cable
924.0164	White without cable
924.0165	Transparent without cable



Line intermediate Dimmer, series 8114 | 96x41x29 mm

- 250V~ | 50Hz | 20 to 200W/VA
- Rotary off function, with protective conductor connection
- For low-voltage halogen lamps with conventional transformers, high-voltage halogen lamps and light bulbs
- Externally accessible fuse holder for easy replacement of fuse

#	
924.340	Housing black Rotating wheel light grey
924.342	Housing transparent Rotating wheel light grey
924.343	Housing white Rotating wheel light grey
924.344	Housing gold Rotating wheel black



Line intermediate Dimmer, series 8013 | 107x60x30 mm

- 250 V~ | 20-500 W
- For low-voltage halogen lamps with conventional transformers, high-voltage halogen lamps and light bulbs
- For hand and foot operation

#	
924.075	Housing black Slider black
924.076	Housing white Slider white
924.077	Housing gold Slider gold
924.265	Housing titanium Slider black
924.336	Housing transparent Slider transparent



Line intermediate dimmer, series 8015 | 92x28x27 mm

- 230 V~ | From 40 to 160 W | With 0.8A micro fuse
- With illumination | For light bulbs | With strain relief

#	
924.267	Housing transparent
924.081	Housing black
924.082	Housing white



Line-End dimmer, series 8013 | 107x60x30 mm

- 250 V~ | For high-voltage halogen lamps, light bulbs and low-voltage halogen lamps (for conventional transformers) from 20-500 W
- Hand and foot operation
- With 2 m cable and appliance plug, plug with child protection

#	
924.078	Housing black Slider black
924.079	Housing white Slider white
924.080	Housing gold Slider gold
924.266	Housing titanium Slider black



Switches / buttons

Line-Intermediate switch, series 5052 | 66x30x21 mm

- 2A/250V~ | On/Off switch, 2-pole
- With screwed contacts
- Do not use Cool Beam light bulbs
- For double insulated flat cable 2x0.75 mm
- Marking 0 – 1

#	
---	---

Non-illuminated, for protection class II equipment

924.028	Housing black Rocker black
924.029	Housing white Rocker white

Illuminated, for protection class II equipment

924.031	Housing white Rocker white
---------	------------------------------



924.028



924.029



924.031

Line-Intermediate switch, series 5044 | 81x32x29mm

- 2(1)A/250V~ | On/Off switch, 1-pole
- Housing and strain relief screwed, 2 connecting terminals
- For dual-insulated flat cable 2x0.75mm² and 3x0.75 mm²
- Strain relief
- Screwed contacts

#	
---	---

924.259	Housing transparent Button transparent
924.023	Housing white Button black
924.024	Housing black Button black
924.025	Housing white Button white
924.026	Housing brown Button beige
924.027	Housing gold Button gold
924.260	Housing titanium Button black



924.259

924.023



924.024



924.025

924.026



924.027

924.260

Line-Intermediate switch, series 8007 | 61x23x15mm

- 2A/250V~ | On/Off switch, 1-pole
- Screwed housing and strain relief
- Connecting terminal for neutral conductor
- For double-insulated flat cable 2x0.75 mm²
- Screwed contacts

#	
---	---

924.036	Housing black Rocker black
924.037	Housing white Rocker white
924.038	Housing brown Rocker brown
924.039	Housing gold Rocker gold



924.036



924.037




924.038



924.039

Line-Intermediate switch line, series 8002 | 58x28x29mm (without button)


- 2A/250V~ | On/Off switch, 1-pole
- Strain relief, screwed
- Snap-in mounting, with inserted pushbutton switch | Button diameter 12mm
- Connecting terminal for neutral conductor
- For double-insulated flat cable 2x0.75 mm²

#	
924.032	Housing black Button black
924.033	Housing white Button white
924.034	Housing brown Button brown



Line-Intermediate switch, series 5055 | 67x22x17 mm (without rocker)

- 3(2)A/250V~ | On/Off switch, 1-pole
- Strain relief by insulated material screw, snap-in mounting assembly
- Connecting terminal for neutral conductor
- Contacts with silver, therefore particularly suitable for LED
- For dual-insulated flat cable 2x0.5 mm² and 2x0.75 mm²

#	
924.043	Housing black Rocker black
924.044	Housing white Rocker white
924.045	Housing brown Rocker brown
924.046	Housing gold Rocker gold
924.261	Housing titanium Rocker black



Line-Intermediate switch, series 8006 | 76x26x23 mm


- 6(4)A/250V~ | On/Off switch, 1-pole
- Screwed housing and strain relief | 2 connecting terminals
- Marking 0 – I
- For dual-insulated flat cable 2x0.75 mm² and 3x0.75 mm²
- Suitable for switching the secondary circuit of halogen lamp

#	
924.047	Housing black Rocker black
924.048	Housing white Rocker white
924.049	Housing brown Rocker brown
924.050	Housing gold Rocker brown



Line-Intermediate switch, series 8010 | 80x30x25 mm

- 10(4)A/250V~ | On/Off switch, 2-pole
- Screwed housing and strain relief | Connector terminal for protective conductor
- Marking 0 – I
- For cables 2x0.75 mm² and 3x0.75 mm²

#	
924.051	Housing black Rocker red
924.052	Housing white Rocker white
924.053	Housing brown Rocker beige



Line-Intermediate switch, series 8010 | 80x30x25 mm

- 10(4)A/250V~ | On/Off switch, 2-pole
- Screwed housing and strain relief, connecting terminal for protective conductor
- Marking 0 – I
- Illuminated
- For cables 2x0.75 mm² and 3x0.75 mm²
- Screwed contacts

#	
924.327	Housing, black Rocker, red



924.327

Line-Intermediate switch, series 8011 | 105x37x37 mm

- 2A/250V~ | Multi-circuit switch, 1-pole
- Housing with double cable on both sides
- 2 connecting terminals
- Circuit 0-1-1+2-2-0
- For cables 2x0.75 mm² and 3x0.75 mm²
- Screwed contacts

#	
924.054	Housing black Button black
924.055	Housing white Button white



924.054



924.055

Foot intermediate switches

- Diameter 66 mm
- With screwed contacts
- For cables 2x0.75 mm² and 3x0.75 mm²
- 2 connecting terminals
- Housing snap-in mounting
- Strain relief, screwed
- Strain relief

#	
---	---

Foot intermediate switch, series 5062 | 2(1)A/250V~ | On/Off switch, 1-pole

924.056	Housing gold Button gold
924.057	Housing white Button black
924.058	Housing black Button black
924.059	Housing white Button white
924.060	Housing brown Button beige



924.058

924.059



924.060

Foot intermediate switch, series 8009 | 2(1)A/250V~ | On/Off switch, 1-pole


924.062	Housing black Button black
924.063	Housing white Button white
924.064	Housing brown Button brown
924.065	Housing gold Button gold



924.064

Foot intermediate switch, series 8009 | 6(2)A/250V~ | On/Off switch, 1-pole | Suitable for secondary-phase halogen lamp switching

924.068	Housing black Button black
924.069	Housing white Button white



924.068

924.069

Foot intermediate switch, series 8009 | 2(1)A/250V~ | Multi-circuit switch, 1-pole | Circuit 0-1-1+2-2-0

924.066	Housing white Button black
924.067	Housing black Button black
924.264	Housing gold Button gold

Foot intermediate switch, series 8008 | 2A/250V~ | On/Off switch, 1-pole

924.061	Housing brass Button black Screwed housing and strain relief
---------	--



924.061

Pull switch | On/Off switch, 1-pole

- Screwed contacts
- T 125 °C

#	
Pull switch, series 3716 4(1)A/250V~	
924.151	Housing black Two-hole fixing Hole spacing 20 mm Fixing holes, 3.4 mm diameter
Pull switch, series 3730 2(1)A/250V~	
924.152	Housing black Single-hole fixing Fixing holes, 3.2 mm diameter
924.153	Housing black Hole spacing 22-25 mm With screw-on brackets
Pull switch, series 3746 2A/250V~ Two-hole fixing Hole spacing 22 mm Fixing holes, 3.4 mm diameter	
924.154	Housing brown-black Pull cord entry on end face
924.155	Housing brown-black Pull cord entry on side face
Pull switch, series 3746 2A/250V~ Hole spacing 23 mm Fixing holes, 3.4 mm diameter With fixing plate	
924.156	Housing brown-black Pull cord entry on end face



Pull switch | On/Off switch, 2-pole

- Fixing holes, 3.4 mm diameter, screwed contacts
- Two-hole mounting
- Hole distance 20 mm
- T 100 °C

#	
Pull switch, series 8017 2A/250V~	
924.159	Housing black



Pull serial switch, series 3776

- Mounting holes, 3.15 mm diameter
- Screwed contacts
- Circuit 0-1-1+2-2-0
- T 85 °C

#	
924.157	2A/250V~ Multi-circuit switch, 1-pole



Pull cord

- 25 cm, with cone shaped handle
- Suitable for switch types 3716, 3730, 3746, 8017, 3776

#	
924.158	White



Line-End switch, series 8016 | 30x51x20 mm

- 10(2)A/250V~ | On/Off switch, 1-pole
- With screwed contacts
- Screwed housing and strain relief
- Marking 0 – 1

#	
924.073	Housing white Rocker white
924.074*	Housing black Rocker black



Console pushbutton with spring contact, series 5120 | 39x34x15 mm

- 2(1)A/250V~ | Break-contact switch, 1-pole
- With screwed contacts
- Two-hole mounting, mounting holes, 3.5 mm diameter
- T 85°C

#	
---	---

Hole spacing 43 mm | Trade version with additional housing

924.203	Housing white Button white
924.103	Housing black Button black




Hole spacing 25.5 mm | Industrial version without additional housing | Please note: Ensure installation is VDE-compliant, e.g. bolt only on insulating surfaces (plastic)

924.071	Housing white Button white
924.072	Housing black Button black



Pushbutton serial switch, series 3076

- 2 A/250V~ | Switch, 1-pole serial
- Central mounting by M 12x1 mm | Screwed contacts
- Bell-shaped nut screwed on
- Circuit 0-1-1+2-2-0
- T 100°C

#	
924.140	Button white Thread length 8 mm
924.141	Button white Thread length 12 mm



Pushbutton, series 8001

- 2 A/250V~ | Normally open contact, 2-pole
- Without thread | Screwed contacts
- Mounting holes, 3.6 mm diameter


#	
924.146	Button white



* No storage type

Pushbutton switch

- On/Off switch, 1-pole
- Central mounting by M 10x1 mm | Screwed contacts
- Bell-shaped nut screwed on

#	
Pushbutton switch, series 8001 2(0.7)A/250V~ T 100°C	
924.142	Button white Thread length 8mm
924.143	Button black Thread length 8mm
924.145	Button white Universal for 8-15mm thread With 2 thread-reducing rings
Pushbutton switch, series 8001 6(2)A/250V~ T 85°C Suitable for secondary-phase halogen lamp switching	
924.144	Button white Thread length 8mm
Pushbutton switch, series 3030 2(1)A/250V~ T 85°C Bell-shaped nut screwed on, constant switch position	
924.137	Button white Thread length 11.5mm
924.138	Button black Thread length 11.5mm
Flush pushbutton switch, series 3030 2(1)A/250V~ T 185°C For H03VV-F 2x0.75mm ² , H03VV-F 3G 0.75mm ² , H03VV H2-F 2x0.75mm ² , bell-shaped nut screws on from above, constant switch position	
924.1370	Button white Thread length 7.5mm



Button, series 8001


- 2(0.7)A/250V~ | Normally open contact, 1-pole
- Central mounting by M 10x1 mm | Screwed contacts
- Bell-shaped nut screwed on
- T 100°C

#	
924.149	Button white Universal for 8-15mm thread, with 2 thread-reducing rings



Toggle switch, series 8400


- 6(4)A/250V~
- Suitable for devices of protection class II | Central mounting M 12x0.75 mm
- Hexagonal and knurled nut screwed on
- Thermoplastic toggle and housing | Contacts made of silver | Terminals silver-plated
- Suitable for switching the secondary circuit of halogen lamp
- T 85°C

#	
Off switch, 1-pole	
924.160	Solder connection
924.161	Plug connection 4.8mm
Changeover switch, 1-pole	
924.162	Solder connection
924.163	Plug connection 4.8mm



Rocker switch, series 3652


- 16(8)A/250V~
- With and without illumination
- Spade terminals 6.3x0.8mm
- T 125°C


#	
On/Off switch, 1-pole Non-illuminated Without rocker printing 11x30mm cut-out	
924.090	Housing white Rocker white
924.091	Housing black Rocker black
On/Off switch, 1-pole Illuminated Without rocker printing 11x30mm cut-out	
924.111	Housing white Rocker red
924.112	Housing black Rocker red
924.113*	Housing black Rocker yellow
924.114	Housing black Rocker green
Changeover switch, 1-pole Non-illuminated Without rocker printing No centre position 11x30mm cut-out	
924.092*	Housing black Rocker black
On/Off switch, 2-pole Non-illuminated Rocker printing with 0 I 22x30mm cut-out	
924.094	Housing white Rocker white
924.095	Housing black Rocker black
On/Off switch, 2-pole Illuminated Rocker printing with 0 I 22x30mm cut-out	
924.096	Housing white Rocker red
924.097	Housing black Rocker green
924.098	Housing black Rocker yellow
924.099	Housing black Rocker red
Changeover switch, 2-pole Non-illuminated Without rocker printing No centre position 22x30mm cut-out	
924.109	Housing black Rocker black
On/Off switch, 1-pole Illuminated Without rocker printing 22x30mm cut-out	
924.120	Housing black Rocker red/red



SPVC covers and frames, series 22


- Retrofit to series 3652 as splash and dust protection

#	
For 1-pole rocker switch	
924.115	Frame white Cover clear
924.116	Frame black Cover clear
For 2-pole rocker switch	
924.118	Frame black Cover clear



Rocker switch, series 8004

- 6(2)A/250V~ | On/Off switch, 1-pole
- Snap-in mounting for 19.4x13mm cut-out
- Suitable for switching the secondary circuit of halogen lamp
- Non-illuminated, marking 0 I
- T 85°C

#	
924.127	Spade terminals 4.8mm Housing black Rocker black
924.128	Screw connections Housing black Rocker red



* No storage type

Rocker switch, series 8005

- 16(4)A/250V~ | On/Off switch, 2-pole
- Snap-in mounting for 22x30mm cut-out
- Combined spade terminals 6.3mm
- Screw terminals M 3
- Illuminated, marking 0 I
- T 85 °C

#	
924.129	Housing black Rocker red



924.129

Rocker switch, series 8014

#	
---	---

Installatino dimension 22 mm, Fixing thread M 22, SK II | On/Off switch, 1-pole | 6(2)A/250V~ | T 85 °C | Screwed contacts, with plastic hexagonal nut | Suitable for switching the secondary circuit of halogen lamp

924.131	Housing white Rocker white
924.132	Housing black Rocker black



924.132



924.133

Installatino dimension (hole) 21.7 mm, SK II, screwed contacts, with protection against contact | Off switch, 1-pole | 6(2)A/250V~ | T 120 °C | Suitable for switching the secondary circuit of halogen lamp

924.133	Housing black Rocker black
924.134	Housing white Rocker white



924.134

Snap-in fixing for 22x30 mm cut-out, combined spade terminals 6.3 mm | On/Off switch, 2-poles | 16(4)A/250V~ | T 85 °C | M 3 screw connections, with water-proof cover, illuminated, marking 0 I

924.136	Housing red Rocker red
---------	--------------------------



924.136

Flush rocker switch, series 3631

- 10(4) A, 250V~
- With and without illumination
- Spade terminals 4.8x 0.8mm
- Installation dimension 19x 13mm

#	
---	---

Changeover switch, 1-pole | Non-illuminated | T 125 °C

924.182	Housing black
---------	---------------



924.182

On/Off switch, 1-pole | Non-illuminated | T 125 °C

924.110	Housing black Rocker red with white marking 0-I
924.181	Housing black Rocker green without marking



924.110



924.181

Flush rocker switch, series 3632

- 10(2)A | 250V~ | 1-pole | T125°
- Changeover switch with central position "OFF", non-illuminated
- Installation dimension 19x 13mm
- Spade terminals 4.8x0.8 mm

#	
924.183	Housing black Marking, white I-0-II



924.183

Flush rocker button, series 3633

- 6 (2)A | 250V~ | 1-pole | | T125°
- Installation dimension 19x13mm
- Spade terminals 4.8x0.8mm

#	
924.184	Housing black Non-illuminated



924.184

Flush rocker switch, series 3634

- 10 (4)A | 250V~ | 2-pole | On/Off switch | T125°
- Installation dimension 19x13mm
- Spade terminals 4.8x0.8mm
- White marking 0-I

#	
924.185	Housing black Non-illuminated
924.186	Housing black Rocker green, illuminated



924.185



924.186

Flush pressure switch, series 3635

- 16 (4)A | 250V~ | 2-pole | On/Off switch | T125°
- Installation dimension 19x13mm
- Spade terminals 4.8x0.8mm

#	
924.1371	Housing black Non-illuminated
924.1372	Housing black Button green, illuminated



924.1371



924.1372

Flush rocker switch, series 3658

- 16 (4)A | 250V~ | 2-pole | On/Off switch | T125°
- Installation dimensions 19x13mm
- Spade terminals 6.3mm
- With rubber seal
- Water and dust protection to IP65

#	
924.187	Housing black Button green, illuminated
924.188	Housing black Button red, illuminated



924.187




924.188

Child safety

Teddy, series 6310


- Socket guard for insertion into socket outlet with earthing contact
- Cover cap with key
- Only to be removed from outlet using the key supplied

#	
5 items and 3 keys in transparent bag (price per bag)	
924.201	White
924.101	Black
924.004	Brown (supplied in units stated)
Loose (price per item) 50 items in a box	
924.005	White



Teddy automatic, series 6320

- Socket guard to paste into socket outlets with earthing contact

#	
5 items on blister card (price per card)	
924.009	White
924.010	Black
924.011	Brown
Loose (price per item) 250 items in a box	
924.012	White



Protective caps, series 2002

- For insertion into socket outlets with earthing contact

#	
924.172	White 10 items in transparent bag (price per bag)



Teddy duo, series 6330

- Orientation light and socket guard
- With key


#	
1 item on blister card (price per card)	
924.001	Gives a red light



Special products

Pulse starter, series 8600

- Instant ignition (rapid starter)
- For fluorescent lamps, reduces the costs of maintenance and replacement of fluorescent lamps
- Protects the environment
- 10-year guarantee, -30 °C to +75 °C


#	
924.167	EFS 120/110-250V 4-22W
924.168	EFS 600/200-260V 4-125W



924.168

Twilight switch DS-A, series 8812 | 34x23x16 mm

- 230V~ | 50/60 Hz | +/- 10%
- Maximum load 100VA at T_{oo} = -20 °C to + 35 °C
- Load current max. 430 mA
- Switch-on threshold about 5-10 Lux | Switch-off threshold about 30-40 Lux
- Cast housing
- For ohmic, inductive and capacitive loads
- Opening angle of 30 degrees
- 1 item on blister card

#	
924.171	White With external sensor Length 250mm



924.171

Overload protection power strip, series 8110 | 75x45x270 mm

- 230V~ | 50Hz/16A
- For connecting two devices with high energy consumption (e.g. for washing machines and dryers)
- 1.5 m connection cable with plug
- 1 socket with automatic switch-off, power dependent
- 1 socket, with continuous current
- Screw mounting
- Weight 450 g

#	
924.164	2-way



924.164

Pinfix, series 8821

- Special solution for heavy flat plug power supply
- For the whole of Europe (except Switzerland)
- Pinfix is patented
- 1 item on blister card

#	
924.329	Black
924.330	White



924.330



This **overload-protection power strip** solves the problem of running two power-hungry appliances such as a washing machine and a tumble dryer from a single supply cable. It prevents fuses being blown and avoids the need for new cables to be installed. The two appliances can be run simultaneously because the power strip cuts out the tumble dryer during the water-heating phase of the washing machine. Once the heating stage is completed, the dryer will automatically be switched on again. For electronic dryers, please consult your user manual.

IT power distribution





Power distribution units (PDU)

BlueNet – Smart Solutions	218
BN7500	224
BN7000	225
BN5000	226
BN3500	227
BN3000	228
Residual Current Monitoring (RCM)	230
BN7500 RCM – BN3000 RCM	232
BN2000 PLC	236
BN2000	240
BN0500	242
Basic	244
Accessories	252



BlueNet – Smart Solutions

BlueNet offers a complete solution for structuring, controlling and monitoring IT power supply systems. It captures consumption and output data and provides the user with relevant data and control options for modern energy management.

Energy management

Monitor energy costs with BlueNet. All data is illustrated using the software and display. Loads can be distributed so that failures caused by overloaded circuits can be prevented and so that messages are automatically triggered by means of variable threshold values. Restarts controlled by web link further increase availability and flexibility. The BlueNet technology can be easily integrated into superordinate infrastructure software solutions using extensive, integrated interfaces.

Safety

Every BACHMANN PDU is tested and documented during production using a computer-based test program. Electronic components are continually subjected to "stress tests" to guarantee consistent

quality. BlueNet is therefore only integrated into compact, very robust yet weight-optimised aluminium housings. Most of the requirements in relevant standards and guidelines are exceeded.

Energy-efficiency

BACHMANN BlueNet PDUs save energy. The technology used has some of the lowest internal consumption levels for intelligent measurement systems in the world. The modular structure of the BlueNet PDUs guarantees maximum packing density. The tiny amount of space needed by the PDUs leaves room for cabling and air conditioning in the rack. The BlueNet series BN2000 is one of the most compact power metering solutions with integrated network and sensor interface anywhere in the world.

BN3000 – BN7500 generation

The BN3000 – BN7500 generation of our BlueNet products is synonymous with state-of-the-art technology – whether in the form of power distribution units (PDUs) that can be cascaded via Modbus, integrated, universal-current-sensitive residual current monitoring, command line tools or the rotating OLED display.

And there's more: our features represent safety and efficiency; and can be integrated into DCIM systems. From a single workplace you can monitor and control your data centre's complex power network locally or remotely.



	Measurement per phase	Measurement per port	Switching	Ethernet	Modbus RTU/TCP	Sensors	RCM	Power Line Communication
BN7500	•	•	•	•	•	•	(•)	
BN7000	•		•	•	•	•	(•)	
BN5000			•	•	•	•		
BN3500	•	•		•	•	•	(•)	
BN3000	•			•	•	•	(•)	
BN2000	•			•		•		(•)
BN0500	•							

(•) The indicated feature is available as an option.

BlueNet features

	BN0500	BN2000	BN2000 PLC	BN3000	BN3500	BN5000	BN7000	BN7500
Measurement								
Current	•	•	•	•	•		•	•
Voltage	•	•	•	•	•		•	•
Phase angle	•	•	•					
Frequency	•	•	•	•	•		•	•
Effective power	•	•	•	•	•		•	•
Reactive power		•	•	•	•		•	•
Apparent power		•	•	•	•		•	•
Energy meter	•	•	•	•	•		•	•
Power factor		•	•	•	•		•	•
Neutral conductor monitoring		•	•	•	•		•	•
Measurement per phase	•	•	•	•	•		•	•
Measurement per socket					•			•
Optional residual current measurement (type B)				•	•		•	•
Measurement accuracy	2%	1%	1%	1%	1%		1%	1%
Display								
Type	LCD	TFT	TFT	OLED	OLED	OLED	OLED	OLED
Display can be rotated using software		•	•	•	•	•	•	•
Sensors								
Connections for external sensors		2	2	2	2	2	2	2
Switching								
Switchable sockets						•	•	•
Switching with bistable relays						•	•	•

	BN0500	BN2000	BN2000 PLC	BN3000	BN3500	BN5000	BN7000	BN7500
Communication								
Ethernet (10/100 Mbit/s)		•	•	•	•	•	•	•
IPv4		•	•	•	•	•	•	•
IPv6				•	•	•	•	•
Powerline Communication			•					
Modbus TCP				•	•	•	•	•
Master/slave (Modbus RTU)				•	•	•	•	•
HTTP		•	•	•	•	•	•	•
HTTPS			•	•	•	•	•	•
SSH				•	•	•	•	•
DHCP		•	•	•	•	•	•	•
SMTP			•	•	•	•	•	•
SNMPv2		•	•	•	•	•	•	•
SNMPv3				•	•	•	•	•
SNMP trap		•	•	•	•	•	•	•
Syslog		•	•	•	•	•	•	•
NTP		•	•	•	•	•	•	•
LDAP				•	•	•	•	•
JSON				•	•	•	•	•
Operation								
Web browser		•	•	•	•	•	•	•
Local	•	•	•	•	•	•	•	•

Cascading using the master-slave concept

When there is an intelligent brain behind the thought and control processes, you can be sure of efficiency throughout. This is the principle behind the BlueNet Master PDU concept.

Central intelligence is especially important when many network ports are installed in a distributed manner. Precise, secure and reliable control of a wide range of ports can only be achieved with a stable system. BlueNet Master PDU are the first choice here.

Smart master-slave concept

BlueNet Master PDU can communicate with up to ten BlueNet Slave PDU via one Modbus connection, thereby saving space and costs. The PDU are connected via a standard CAT5e network cable. This makes the use of special cables a thing of the past. It is possible to make the connection very lean and to create it in the rack row with no patch panel cabling.

The data for all connected Slave PDU can be clearly displayed and read with ease via the IP address of the Master PDU. No special configuration of the network switches is required. The master-slave concept therefore also ensures the necessary and very detailed transparency of consumption, load and relevant statuses.



Customer-specific PDUs



A professional and homogeneous data centre power supply requires PDUs that adapt to your needs and not vice versa. That's why, in the area of custom-built PDUs, the BlueNet series offers tailor-made units that extend far beyond the standard product range – whether for one single unit or many.

Some racks may need a variety of sockets but very little power, depending on the data centre. Others, however, need a great deal of power and additional protective devices, but fewer sockets.

Furthermore, power supply sockets may be required right next to sockets for non-heating devices.

Due to the high level of integration, you also have the option in a custom-built version to control and connect your cost-intensive network ports centrally via BlueNet. All custom-built PDUs are equally compact.

Energy Management

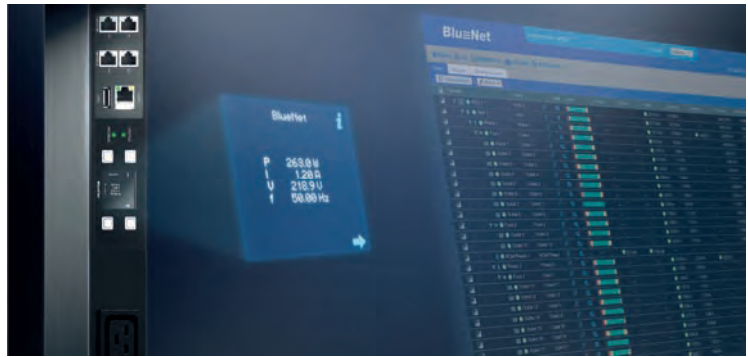
With intelligent functionality, the PDUs contribute to higher system availability and lower energy consumption. Whether by means of data to optimise power usage effectiveness or high packing density, efficiency is paramount at BlueNet.

Accurate measurement and billing

Precise measurements and transparency for correct allocation of power consumption support you in the analysis and identification of heavy consumers. A holistic appraisal of your data centre enables you to initiate optimisation measures quickly.

High billing grade accuracy

This high measuring accuracy of the PDUs and the software used is an important quality feature of the BlueNet series. The PDUs have an accuracy of $\pm 1\%$ across the entire measuring range. This means that measurement at 32A deviates by a maximum of 320mA. This is called "billing grade accuracy", i.e. a level of measuring accuracy acceptable for billing



purposes. You will receive all measured power consumption data in digital form and can bill this to your business or departmental areas. This significantly conserves your budget as an internal data centre service provider.



Rapid identification

To distinguish between PDUs in the data centre faster and with greater ease, the new BlueNet PDUs are available in ten different colours. Users can therefore quickly distinguish between A and B supply, 16 and 32A or single- and three-phase systems. Different areas in the data centre can also be equipped with different-coloured PDUs.



Safe connections

BlueNet provides various ways of safely connecting servers with PDUs. In addition to slide-on locking clips, which secure two C13 ports, there is also the height-adjustable universal interlock, which can be used to lock both C13 and C19 ports. With the aid of

SecureSleeves, the plugs can not only be secured, but also colour-coded – without additional, special cables having to be bought.



Universal interlock C19



Locking clips



Universal interlock C13



SecureSleeves

BN7500

Measurement per phase 

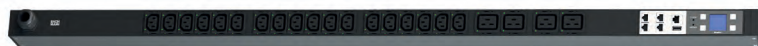
Measurement per port 

Switching 

Sensors 

3.0m H05VV-F supply cable with CEE plug | Including mounting kit

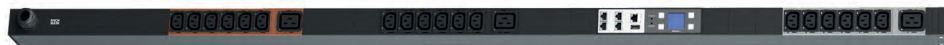
#	Slave variant	C13	C19	CEE 7/3	Outlets in total	For at least 46U server racks	Dimensions
16A/230V							
802.7500		18	4		22		1234x44x65mm
802.7500-S	●	18	4		22		1234x44x65mm
802.7502		18		4	22		1500x44x65mm
802.7523		24	4		28		1533x44x65mm
16A/400V							
802.7506		18	3		21		1533x44x65mm
802.7507		18		3	21		1500x44x65mm
802.7508		24	6		30		1533x44x65mm
802.7508-S	●	24	6		30		1533x44x65mm
802.7510		24		6	30		1762x44x65mm
802.7514		36	6		42	●	1943x44x65mm
802.7514-S	●	36	6		42	●	1943x44x65mm
32A/230V							
802.7501		16	4		20		1234x44x65mm
802.7501-S	●	16	4		20		1234x44x65mm
802.7503		16		4	20		1234x44x65mm
802.7524		24	4		28		1533x44x65mm
32A/400V							
802.7509		24	6		30		1762x44x65mm
802.7509-S	●	24	6		30		1762x44x65mm
802.7511		24		6	30		1817x44x65mm



802.7500




802.7501



802.7506



802.7509

 Other product configurations and Slave variants (802.75XX-S) are available on request.

 For versions with **Residual Current Monitoring (RCM)**, see page 232.

BN7000

Measurement per phase 

Measurement per port 

Switching 

Sensors 

3.0m H05VV-F supply cable with CEE plug | Including mounting kit

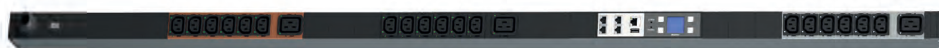
#	Slave variant	C13	C19	CEE 7/3	Outlets in total	For at least 46U server racks	Dimensions
16A/230V							
802.7000		18	4		22		1234x44x65 mm
802.7000-S	•	18	4		22		1234x44x65 mm
802.7002		18		4	22		1500x44x65 mm
802.7021		24	4		28		1533x44x65 mm
16A/400V							
802.7006		18	3		21		1533x44x65 mm
802.7007		18		3	21		1500x44x65 mm
802.7008		24	6		30		1533x44x65 mm
802.7008-S	•	24	6		30		1533x44x65 mm
802.7010		24		6	30		1762x44x65 mm
802.7014		36	6		42	•	1943x44x65 mm
802.7014-S	•	36	6		42	•	1943x44x65 mm
32A/230V							
802.7001		16	4		20		1234x44x65 mm
802.7001-S	•	16	4		20		1234x44x65 mm
802.7003		16		4	20		1234x44x65 mm
802.7022		24	4		28		1533x44x65 mm
32A/400V							
802.7009		24	6		30		1762x44x65 mm
802.7009-S	•	24	6		30		1762x44x65 mm
802.7011		24		6	30		1817x44x65 mm



802.7000




802.7001



802.7006



802.7009

 Other product configurations and Slave variants (802.70XX-S) are available on request.

 For versions with **Residual Current Monitoring (RCM)**, see page 233.

BN5000

Measurement per phase 

Measurement per port 

Switching 

Sensors 

3.0m H05VV-F supply cable with CEE plug | Including mounting kit

#	C13	C19	CEE 7/3	Outlets in total	For at least 46U server racks	Dimensions
---	-----	-----	---------	------------------	-------------------------------	------------

16A/400V

802.5002	18	3		21		1234x44x65 mm
802.5003	24	6		30		1533x44x65 mm
802.5005	36	6		42	●	1943x44x65 mm

32A/400V

802.5004	24	6		30		1762x44x65 mm
----------	----	---	--	----	--	---------------



802.5003



802.5004



802.5005



Other product configurations and Slave variants (802.50XX-S) are available on request.

BN3500



3.0m H05VV-F supply cable with CEE plug | Including mounting kit

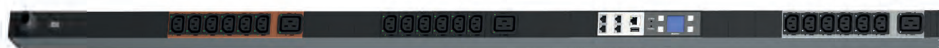
#	Slave variant	C13	C19	CEE 7/3	Outlets in total	For at least 46U server racks	Dimensions
16A/230V							
802.3500		18	4		22		1234x44x65 mm
802.3500-S	•	18	4		22		1234x44x65 mm
802.3502		18		4	22		1500x44x65 mm
802.3519		24	4		28		1533x44x65 mm
16A/400V							
802.3506		18	3		21		1234x44x65 mm
802.3507		18		3	21		1500x44x65 mm
802.3508		24	6		30		1533x44x65 mm
802.3508-S	•	24	6		30		1533x44x65 mm
802.3510		24		6	30		1762x44x65 mm
802.3514		36	6		42	•	1943x44x65 mm
802.3514-S	•	36	6		42	•	1943x44x65 mm
32A/230V							
802.3501		16	4		20		1234x44x65 mm
802.3501-S	•	16	4		20		1234x44x65 mm
802.3503		16		4	20		1234x44x65 mm
802.3520		24	4		28		1533x44x65 mm
32A/400V							
802.3509		24	6		30		1762x44x65 mm
802.3509-S	•	24	6		30		1762x44x65 mm
802.3511		24		6	30		1817x44x65 mm



802.3500



802.3501



802.3506



802.3509

i Other product configurations and Slave variants (802.35XX-S) are available on request.

For versions with **Residual Current Monitoring (RCM)**, see page 233.

BN3000

Measurement per phase 

Measurement per port 

Switching 


Sensors 

3.0m H05VV-F supply cable with CEE plug | Including mounting kit

#	Slave variant	C13	C19	CEE 7/3	Outlets in total	For at least 46U server racks	Dimensions
16A/230V							
802.3004		16	4		20		1102x44x65 mm
802.3004-S	●	16	4		20		1102x44x65 mm
802.3006		16		4	20		1102x44x65 mm
802.3041		24	4		28		1533x44x65 mm
16A/400V							
802.3010		18	3		21		1234x44x65 mm
802.3011		18		3	21		1234x44x65 mm
802.3012		24	6		30		1533x44x65 mm
802.3012-S	●	24	6		30		1533x44x65 mm
802.3014		24		6	30		1533x44x65 mm
802.3016		24	6	6	36		1762x44x65 mm
802.3018		36	6		42		1873x44x65 mm
802.3018-S	●	36	6		42		1873x44x65 mm
802.3020		36		6	42		1873x44x65 mm
32A/230V							
802.3005		16	4		20		1234x44x65 mm
802.3005-S	●	16	4		20		1234x44x65 mm
802.3007		16		4	20		1234x44x65 mm
802.3042		24	4		28		1533x44x65 mm
32A/400V							
802.3013		24	6		30		1762x44x65 mm
802.3013-S	●	24	6		30		1762x44x65 mm
802.3015		24		6	30		1817x44x65 mm
802.3019		36	6		42	●	2037x44x65 mm
802.3019-S	●	36	6		42	●	2037x44x65 mm



802.3004




802.3010



802.3012



802.3013

 Other product configurations and Slave variants (802.30XX-S) are available on request.

 For versions with **Residual Current Monitoring (RCM)**, see page 234.

BN3000 Inline

Measurement per phase 

Measurement per port 

Switching 


Sensors 

Power input: 3.0m H05VV-F with CEE plug

Power output: 3.0m H05VV-F with CEE coupling | Including mounting kit

#	Phases	Voltage (V)	Current (A)	Power (kVA)	Dimensions
802.3069	1	230	16	3.7	438x134x44 mm
802.3067	3	400	16	11.0	438x134x44 mm
802.3070	1	230	32	7.4	438x134x44 mm
802.3068	3	400	32	22.1	438x134x44 mm



 Other product configurations and Slave variants (802.30XX-S) are available on request.

 For versions with **Residual Current Monitoring (RCM)**, see page 235.



Residual Current Monitoring (RCM)

Using residual current monitoring allows changes in the level of insulation of a power supply to be detected at an early stage, before protective devices are tripped by a residual current that puts people at risk and involves the risk of fire. This time advantage allows countermeasures to be planned and contributes to the high availability of the power supply and therefore the system.

Thanks to the BACHMANN BlueNet PDU, this residual current monitoring isn't just undertaken at central measuring points, but at rack level per PDU, per phase or even per socket group.

The residual current sensor conforms to the relevant standards and provides a high physical granularity, maximum safety and high availability. This AC/DC-sensitive technology monitors all kinds of residual current in modern power supplies with switching power supplies. The residual current monitoring (RCM) is therefore particularly suited to use in IT.

BENEFITS

- **Greater safety for people, operations and systems thanks to permanent type B AC/DC-sensitive residual current monitoring**
- **Preventative safety to protect people from the hazards caused by electric current**
- **Higher profitability by reducing the expenditure of retests**
- **Minimisation of cost-intensive faults, service work and unscheduled interruptions to the operation of sensitive IT equipment**
- **Greater fire protection as combustible residual currents are detected when they emerge**

Permanent monitoring of systems and operating equipment

Permanent monitoring is absolutely essential in modern information technology. Continuous monitoring equipment reduces the work involved in statutory repeat testing. In accordance with accident prevention regulations (DGUV, rule 3), the system's testing dates can be adapted to suit actual circumstances and optimise costs using permanent RCM.

The residual current monitoring (RCM) is able to record residual currents of 1 mA and higher. Residual current activation values can be set in the BlueNet software.

The BlueNet software reliably signals instances where these values are exceeded. All measured values are transferred to superordinate systems via the Ethernet interface. A local display in the PDU also provides information about all important measured values. This setup ensures that the availability of the power supply has absolute priority at all times and that the system is not unexpectedly shut down in the event of errors.

The BlueNet technology also allows a master-slave network to be installed, saving installation costs and minimising the administration work involved.



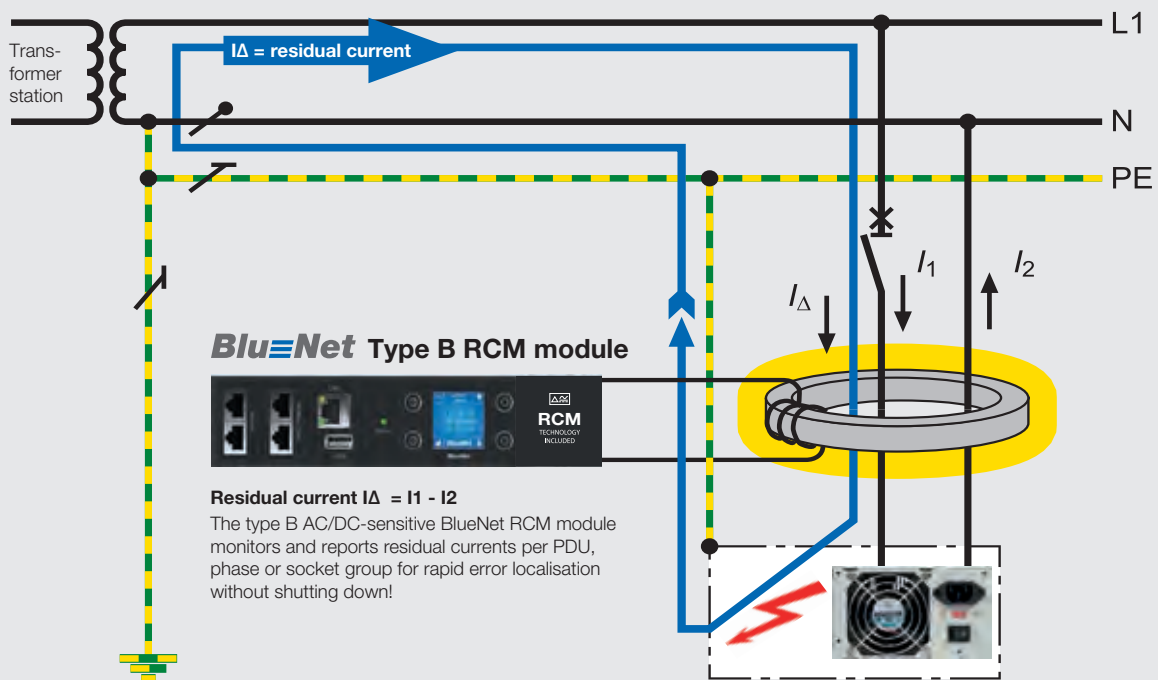
For operators and managers, outages, operational faults and interruptions to a data centre are nightmare scenarios. Potential avoidable triggers such as residual currents can be promptly detected with BlueNet RCM PDUs.

More information on the topic of residual currents in data centres and how to avoid them can be found in our white paper.

Download it for free at www.bachmann.com/downloads



Circuit with Residual Current Monitoring (RCM)



Residual current across the housing or protective conductor in the event of damage, e.g. affecting a server power supply unit.

BN7500 RCM

Measurement per phase 

Measurement per port 

Switching 


Sensors 

3.0m H05VV-F supply cable with CEE plug | Including mounting kit

#	C13	C19	Outlets in total	Dimensions
16A/230V/residual current monitoring per supply cable				
802.7531	18	4	22	1500x44x65 mm
32A/230V/residual current monitoring per supply cable				
802.7532	16	4	20	1234x44x65 mm
16A/400V/residual current monitoring per phase				
802.7521	24	6	30	1762x44x65 mm
32A/400V/residual current monitoring per phase				
802.7530	24	6	30	1945x44x65 mm



802.7531

 Other product configurations and Slave variants (802.75XX-S) are available on request.

BN7000 RCM

Measurement per phase 

Measurement per port 

Switching 

Sensors 

3.0m H05VV-F supply cable with CEE plug | Including mounting kit

#	C13	C19	Outlets in total	Dimensions
16A/230V/residual current monitoring per supply cable				
802.7024	18	4	22	1500x44x65 mm
32A/230V/residual current monitoring per supply cable				
802.7025	16	4	20	1234x44x65 mm
16A/400V/residual current monitoring per phase				
802.7026	24	6	30	1762x44x65 mm
32A/400V/residual current monitoring per phase				
802.7027	24	6	30	1945x44x65 mm

BN3500 RCM

Measurement per phase 


Measurement per port 

Switching 

Sensors 

3.0m H05VV-F supply cable with CEE plug | Including mounting kit

#	Slave variant	C13	C19	Outlets in total	Dimensions
16 /230V/residual current monitoring per supply cable					
802.3525		18	4	22	1500x44x65 mm
32A/230V/residual current monitoring per supply cable					
802.3526		16	4	20	1234x44x65 mm
16A/400V/residual current monitoring per phase					
802.3522		24	6	30	1762x44x65 mm
802.3522-S	•	24	6	30	1762x44x65 mm
32A/400V/residual current monitoring per phase					
802.3527		24	6	30	1945x44x65 mm

 Other product configurations and Slave variants (802.70XX-S and 802.35XX-S) are available on request.

BN3000 RCM

Measurement per phase 

Measurement per port 

Switching 

Sensors 

3.0m H05VV-F supply cable with CEE plug | Including mounting kit


#	Slave variant	C13	C19	CEE 7/3	Outlets in total	For at least 46U server racks	Dimensions
16A/230V/residual current monitoring per supply cable							
802.3055		16	4		20		1103x44x65 mm
802.3055-S	●	16	4		20		1103x44x65 mm
16A/400V/residual current monitoring per supply cable							
802.3030		24	12		36		1762x44x65 mm
802.3030-S	●	24	12		36		1762x44x65 mm
32A/400V/residual current monitoring per supply cable							
802.3031		24	12		36	●	2037x44x65 mm
802.3031-S	●	24	12		36	●	2037x44x65 mm
16A/230V/residual current monitoring per phase							
802.3032		12	2		14		891x44x65 mm
16A/400V/residual current monitoring per phase							
802.3022		18	3		21		1234x44x65 mm
802.3023		18		3	21		1533x44x65 mm
802.3024		24	6		30		1533x44x65 mm
802.3024-S	●	24	6		30		1533x44x65 mm
32A/400V/residual current monitoring per phase							
802.3025		24	6		30		1817x44x65 mm
802.3025-S	●	24	6		30		1817x44x65 mm



802.3024



802.3025

 Other product configurations and Slave variants (802.30XX-S) are available on request.

BN3000 RCM Inline

Measurement per phase 

Measurement per port 

Switching 


Sensors 

Power input: 3.0m H05VV-F with CEE plug

Power output: 3.0m H05VV-F with CEE coupling | Including mounting kit

#	Phases	Voltage (V)	Current (A)	Power (kVA)	Dimensions
802.3072	1	230	16	3.7	438x134x44 mm
802.3039	3	400	16	11.0	438x134x44 mm
802.3071	1	230	32	7.4	438x134x44 mm
802.3065	3	400	32	22.1	438x134x44 mm



 Other product configurations and Slave variants (802.30XX-S) are available on request.

BN2000 PLC

BlueNet PLC (Powerline Communication) allows energy monitoring via the existing grid without any additional network infrastructure. The BlueNet PLC Concentrator is at the heart of this innovative monitoring concept. It aggregates the data from all BN2000 PLC PDUs through the mains logs them and makes them available through its Ethernet interface via HTTPS, HTTP, SMTP, SNMP, SNMP trap, CSV and more.

The power data is recorded using compact BN2000 PLC PDUs. Alongside the integrated, high-precision measuring unit, they also feature two connections for temperature and air humidity sensors. The measurements are shown locally on the large TFT display. What's more, the measured data is evaluated by the integrated PLC (Powerline) communication module using the power supply of the concentrator and visualised using the pre-installed monitoring software. In parallel to the PLC technology, the Ethernet interface can also be used for communication purposes.

Save costs with a lean infrastructure

Reducing running costs in data centres is one of the most challenging tasks faced when planning and operating a data centre. BlueNet BN2000 PLC can make a considerable contribution to those efforts. The costs associated with the network infrastructure and providing and managing the measurement data depend on numerous factors.

BlueNet 2000 PLC allows you to greatly reduce the costs of energy monitoring:

- Just one IP address per concentrator (up to 250 PDUs)
- Reduction in investment costs and the installation work involved in network technology
- Less expenditures for documentation
- Easy to link in and manage data in DCIM systems
- Reduction in energy costs for data transfer of measured values
- PDU software updates are automated using the Powerline Concentrator


BENEFITS

- **Central aggregation of data using existing grid saves money**
- **Optimisation of investment and operating costs by reducing network cabling, patch cables, IP addresses and switch ports**
- **Clear monitoring software which is intuitive to use and displays effective power, current, energy, phase imbalance, temperature, etc.**
- **Integrated reporting and grouping function**
- **Simultaneous monitoring of PDUs via PLC Concentrator and Ethernet**
- **Low internal consumption (Concentrator <3 W/PDU <1 W)**

BN2000 PLC PDUs



BlueNet
Efficient Power Management



Power grid

PLC Concentrator



Ethernet 10/100 Mbps



BN2000 PLC

Measurement per phase 

Measurement per port 

Switching 

Sensors 

3.0m H05VV-F supply cable with CEE plug | Including mounting kit


#	C13	C19	CEE 7/3	Outlets in total	For at least 46U server racks	Dimensions
16A/230V						
329.3143	16	4		20		863x44x44 mm
329.3144	16		4	20		863x44x44 mm
329.3145	24	4		28		1033x44x44 mm
16A/400V						
329.3146	18	3		21		1076x44x44 mm
329.3147	18		3	21		991x44x44 mm
329.3148	24	6		30		1374x44x44 mm
329.3149	24		6	30		1374x44x44 mm
329.3150	24	6	6	36		1660x44x44 mm
329.3111	36			36		1458x44x44 mm
329.3151	36	6		42		1629x44x44 mm
329.3152	36		6	42		1629x44x44 mm
32A/230V						
329.3153	16	4		20		1076x44x44 mm
329.3154	16		4	20		1076x44x44 mm
329.3155	24	4		28		1246x44x44 mm
32A/400V						
329.3156	24	6		30		1799x44x44 mm
329.3157	24		6	30		1829x44x44 mm
329.3158	36	6		42	●	2054x44x44 mm



329.3155
Similar to picture

BlueNet Powerline Concentrator

- Pre-installed monitoring software
- Grouping of PDUs and reporting function
- Automatic detection and monitoring of up to 250 BN2000 PLC PDUs without conventional network cabling
- Plug and play solution, no additional software or server hardware required
- Ethernet, SNMP, SMTP, HTTPS, HTTP, NTP, CSV and PDF export (FTP or e-mail)
- Update via online interface or SD card (locally)
- Low internal consumption (<3 W)
- Integrated memory for logging data for up to 5 years
- Two infeeds for monitoring the A and B supplies
- Local OLED display for status queries and commissioning

#	
With Powerline communication module	
329.3200	19" housing No fan 2x3 phases/230V/400V



BN2000 Inline PLC

Measurement per phase 

Measurement per port 

Switching 

Sensors 

16-32A / 230-400V / 50Hz

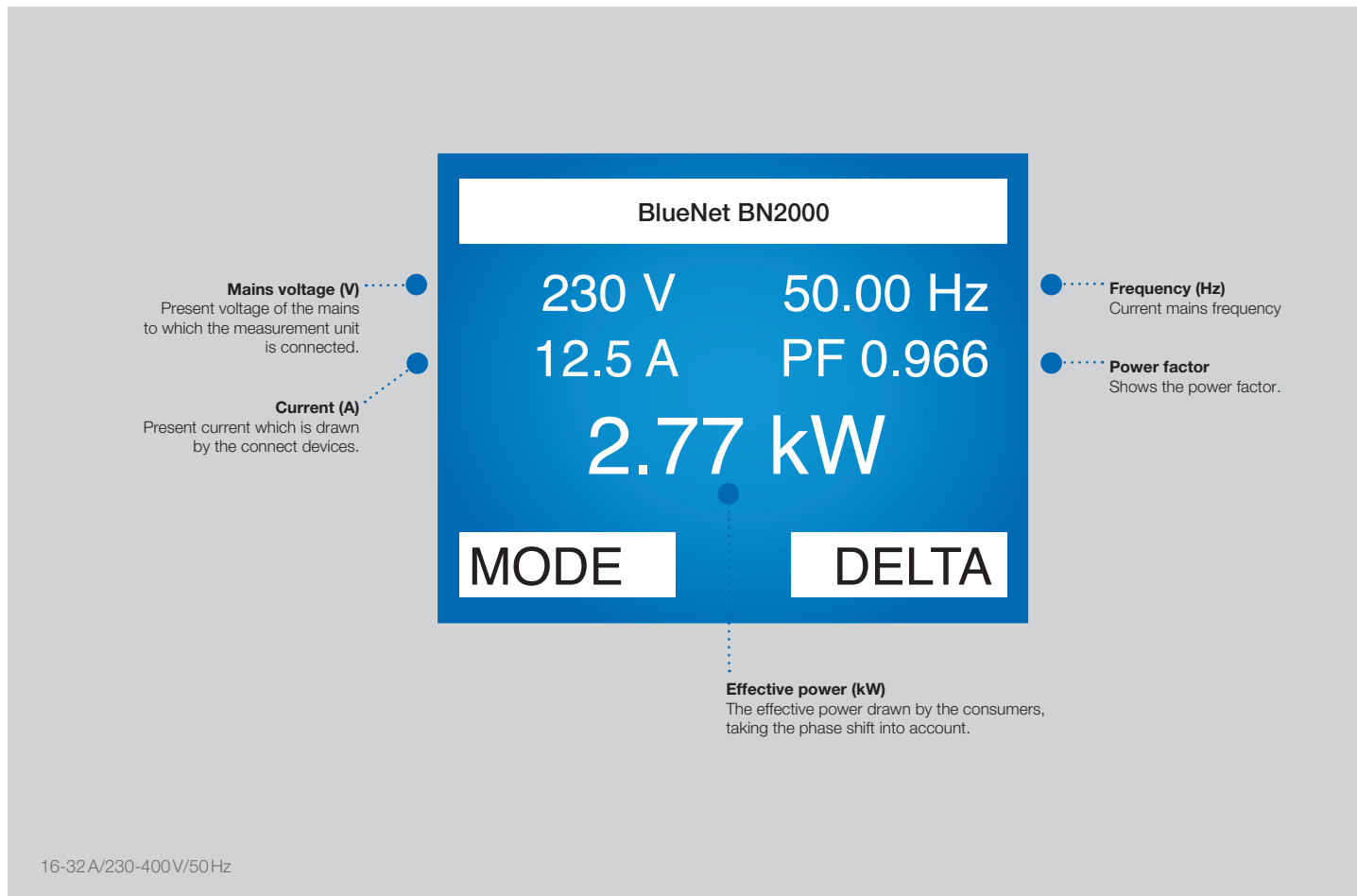
#	Phases	Voltage (V)	Current (A)	Power (kVA)	Dimensions
329.3060	1	230	16	3.7	232x104x102 mm
329.3061	3	400	16	11.0	232x104x102 mm
329.3062	1	230	32	7.4	232x104x102 mm
329.3063	3	400	32	22.1	232x104x102 mm



329.3060



329.3061



BN2000

The BlueNet 2000 is available in 1-phase and 3-phase versions with an output range of 3.6-22 kW. Colour-coded phase assignment for the socket outlets with earthing contact and the IEC60320 socket inserts simplifies the handling of the PDU, which is overall very compact with a 1U profile (44 mm x 47 mm).

All in all, the BN2000 is impressively easy to use. Integrated current, power and energy measurement provides a clear overview of the capacity utilisation of your IT racks' power supply. An integrated temperature sensor ensures self-monitoring; two external sensors can be used to also monitor the temperature and air humidity in the IT racks by means of the BN2000 PDU. This can be operated locally on the TFT display and via the web browser using the Ethernet port.

The HTTP, SNMP, SNMP trap, Ethernet 10/100 MBit/s, DHCP and NTP protocols can be used for communication.

BENEFITS

- **Integrated measurement per phase & in total for:**
 - **Current**
 - **Power (effective, apparent and reactive power)**
 - **Energy (effective, apparent and reactive energy)**
- **Additional meter for power and energy which can be reset**
- **Voltage, frequency, power factor, neutral conductor current**
- **Ethernet connection and integrated web server**
- **Integrated temperature sensor**
- **2 further sensors (temperature/temperature & air humidity) can be connected**
- **High-resolution TFT display, display can be rotated**
- **Measurement accuracy +/- 1%**
- **Internal consumption <1 W**

Cable type: H05VV-F

#	Cable cross-section (mm ²)	Cable length (m)	Plug	Phase(s)	C13	CEE 7/3	C19	C16A miniature circuit breaker	Outlets in total	Dimensions
16A/230V										
329.3009	1.5	2	CEE 7/3	1		6			6	439x44x44 mm
329.3010	1.5	2	CEE 7/3	1	8				8	439x44x44 mm
329.3057	2.5	3	CEE	1	24		3*		30	1033x44x44 mm
16A/400V										
329.3012	1.5	3	CEE	3	36	6			42	1758x44x44 mm
329.3013	1.5	3	CEE	3	36		6		42	1758x44x44 mm
329.3059	2.5	3	CEE	3	24		6*		30	1373x44x44 mm
32A/230V										
329.3056	4	3	CEE	1	24		4*	2	28	1331x44x44 mm
32A/400V										
329.3058	4	3	CEE	3	24		6*	3	30	1883x44x44 mm

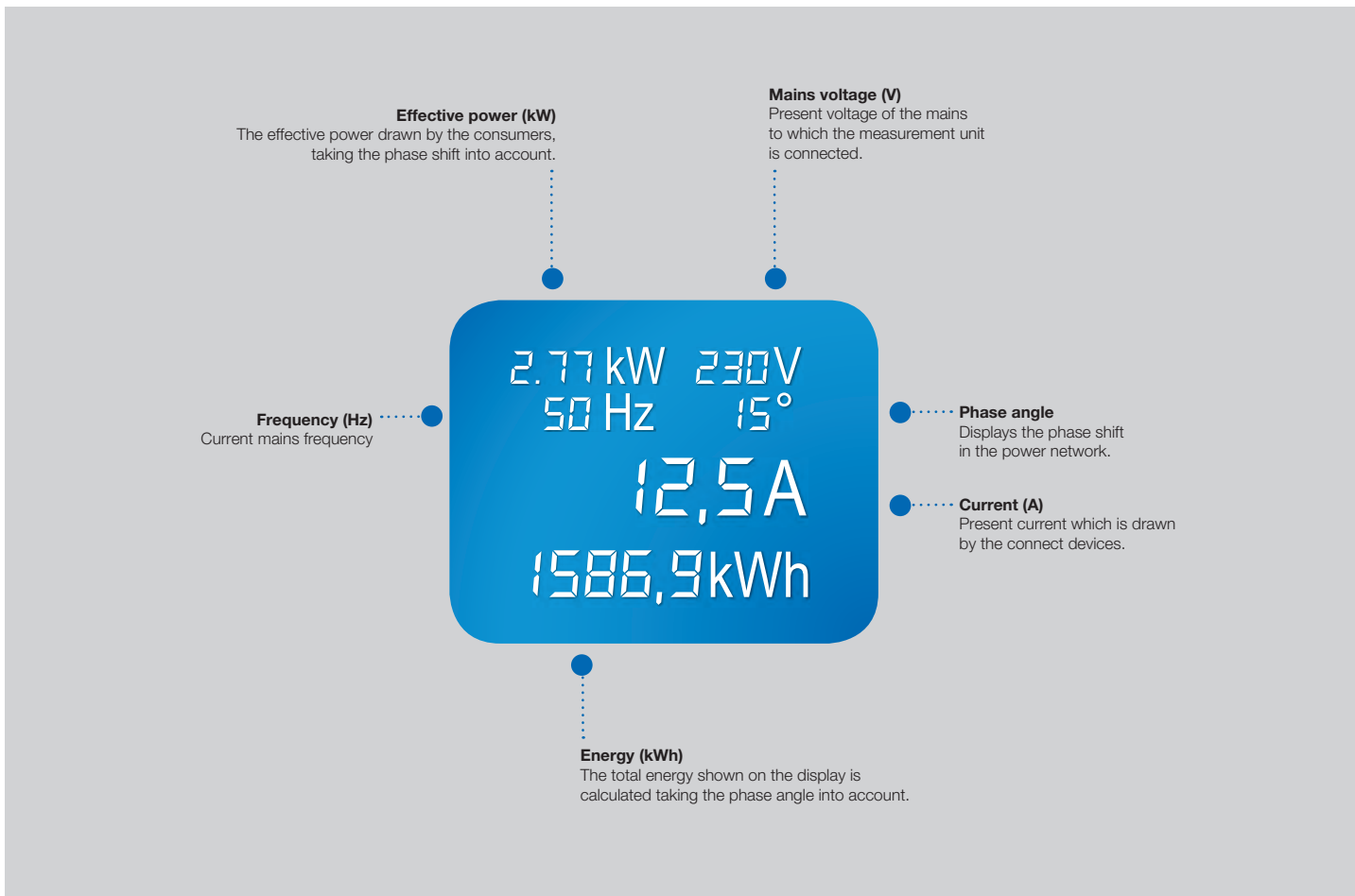


329.3009



329.3010

* with integrated IEC lock



BN0500

BENEFITS

- **Integrated measurement of current, effective power, voltage, frequency, phase angle and energy**
- **Indication on illuminated LCD**
- **Energy meter which can be reset (value is stored even if there is no power supply)**
- **Measurement accuracy +/- 2%**

Measurement per phase 

Measurement per port 

Switching 

Sensors 

19" BN0500 (16 A/230V)

#	C13	C19	CEE 7/3	UTE	UK	T13	Outlets in total	Dimensions
2.0m H05VV-F 3G 1.5mm² with right-angled plug with earthing contact								
800.2054			8				8	483x44x44 mm
800.2055	12						12	483x44x44 mm
800.2154		8					8	483x44x44 mm
800.2067*				8			8	483x44x44 mm
2.0m H05VV-F 3G 1.5mm² with UK plug								
800.2068*					6		6	483x44x44 mm
2.0m H05VV-F 3G 1.5mm² with T23 plug								
800.2063*						7	7	483x44x44 mm

BN0500 with CEE plug

#	C13	C19	CEE 7/3	Outlets in total	Dimensions
16A/230V 3.0m H05VV-F 3G 1.5mm²					
800.2395	16	4		20	746x44x44 mm
800.2396	16		4	20	746x44x44 mm
800.2135	24	4**		28	958x44x44 mm
16A/400V 3.0m H05VV-F 5G 2.5mm²					
800.2398	18	3		21	978x44x44 mm
800.2399	18		3	21	978x44x44 mm
800.2400	24	6		30	1360x44x44 mm
800.2401	24		6	30	1360x44x44 mm
800.2402	24	6	6	36	1787x44x44 mm
800.2403	36	6		42	1616x44x44 mm
800.2404	36		6	42	1616x44x44 mm
32A/230V 3.0m H05VV-F 3G 4mm²					
800.2405	16	4		20	916x44x44 mm
800.2406	16		4	20	916x44x44 mm
800.2407	24	4		28	1086x44x44 mm
32A/400V 3.0m H05VV-F 3G 4mm²					
800.2408	24	6		30	1787x44x44 mm
800.2409	24		6	30	1787x44x44 mm
800.2410	36	6		42	2042x44x44 mm



800.2054

* No storage type

** with integrated IEC lock

Pictograms and their meaning can be found on page 279.



IT PDU Basic 1 U

With its IT PDU Basic 1 U, BACHMANN provides a huge choice of PDUs in a high-quality aluminium profile. With their extremely compact size of just 1 height unit, 44 mm in depth and 19" in width, the PDUs can be easily integrated into your IT rack.

Their multi-functional mounting brackets allow the units to be easily mounted in various ways (e.g. inwardly recessed). Our high quality standards ensure that the contact is reliable.

- Torsionally rigid 1 U aluminium profile, 19" format
- Up to 9x socket inserts in the 19" format
- Flexible positioning and universal attachment options
- The modular platform allows individual solutions to be project-planned

Versions available:

- Anodised profiles in black or grey
- End caps riveted or rewirable
- Earthing contact and IEC60320 sockets
- Various country versions
- Illuminated 2-pole switch
- Locking of IEC60320 plugs
- 3-way and 12-way variants (no 19" format)
- Type III 6.5KA overvoltage protection
- Mains and frequency filters
- Protection with micro fuse
- 30 mA residual current device
- Micro circuit breaker
- Master + Slave function
- Sockets set at 35°

19" IT PDU Basic (230V/50 Hz)

- Cable type: 2.0m H05VV-F 3G 1.50mm²
- Phase(s): 1
- Nominal voltage: 230V
- Current per phase: 16A

#	Plug	B16A miniature circuit breaker	RCD 30mA	Thermal fuse A	Switch	C13	with locking clips 940.103	C19	CEE 7/3	Outlets in total	Profile colour
333.401	CEE 7/7								9	9	grey
333.506	CEE 7/7								9	9	black
333.400	CEE 7/7				•				8	8	grey
333.505	CEE 7/7				•				8	8	black
333.539	CEE 7/7					9				9	grey
333.616	CEE 7/7					12	•			12	grey
333.815	C20							8		8	grey
800.2332	C20					8		3		11	grey
800.2333	C20							3	6	9	grey
333.416	Terminal								8	8	grey
333.830	Terminal					12				12	grey
With overvoltage protection											
333.404	CEE 7/7								8	8	grey
333.534	CEE 7/7								8	8	black
333.405	CEE 7/7				•				7	7	grey
333.535	CEE 7/7				•				7	7	black
With overvoltage protection Mains and frequency filters											
333.402	CEE 7/7								6	6	grey
333.536	CEE 7/7								6	6	black
333.403	CEE 7/7				•				5	5	grey
333.537	CEE 7/7				•				5	5	black
With mains and frequency filters											
333.406	CEE 7/7								7	7	grey
With fuse											
333.411	CEE 7/7		•						6	6	grey
333.412	CEE 7/7	•							6	6	grey
333.408	CEE 7/7			10		8				8	grey
800.2331	CEE 7/7			10		12	•			12	grey
333.410	C14			10					8	8	grey
333.538	C14			10					8	8	black
333.540	C14			10		8				8	grey
800.2284	C14			10		12	•			12	grey



For more 19" power strips >1 U, see from page 250.

IT PDU Basic (230V/50Hz)

- Cable type: 2.0m H05VV-F 3G 1.50mm²
- Plug: CEE 7/7
- Phase(s): 1
- Current per phase: 16A

#	CEE 7/3	Outlets in total	Dimensions
333.413	12	12	565x44x44 mm
10"			
333.417	3	3	208x44x44 mm
333.0122	4	4	208x44x44 mm
With overvoltage protection			
800.2334	12	12	608x44x44 mm



19" IT PDU Basic Master + Slave (230V/50Hz)

- Cable type: 2.0m H05VV-F 3G 1.50mm²
- Automatically isolates the master unit and all slave units from the mains supply once the master unit is shut down/switched off
- Automatically switches on master device and all slave devices once master device has been switched on
- Integral LED indicates switching state

#	Plug	Phase(s)	Rated voltage (V)	Current per phase (A)	CEE 7/3	Outlets in total
333.407	CEE 7/7	1	230	16	1+4	5



19" fuse box (32A/400V/50Hz)

- Cable type: 2.0m H05VV-F 5G 4.0mm²
- Space-saving option of splitting a 32A/400V infeed between two 16A/400V infeeds
- 6x16A miniature circuit breakers with characteristic C

#	Plug	Phase(s)	Rated voltage (V)	Current per phase (A)	Miniature circuit breaker	CEE	Outlets in total
800.0120	3xCEE 32A	3	400	32	6x C16	6x16A	6



19" IT PDU Basic Switzerland (230V/50Hz)

· Phase(s): 1


#	Cable type H05VV-F	Cable length (m)	Plug	Current per phase (A)	Switch	Thermal fuse (A)	T13	T23	Outlets in total
800.1259	3G 1.0mm ²	2.0	T12	10		10	8		8
800.1262	3G 1.5mm ²	3.0	T23	16				8	8
800.1263	3G 1.0mm ²	2.0	T12	10	●	10	7		7
800.1264	3G 1.5mm ²	3.0	T23	16	●			7	7

With overvoltage protection

800.1260	3G 1.0mm ²	2.0	T12	10		10	7		7
800.1258	3G 1.5mm ²	3.0	T23	16				7	7

With overvoltage protection | Mains and frequency filters

800.1261	3G 1.0mm ²	2.0	T12	16		10	5		5
800.1265	3G 1.5mm ²	3.0	T23	16				5	5



19" IT PDU Basic UK (230V/50Hz)

· Phase(s): 1

#	Cable type H05VV-F	Cable length (m)	Plug	Current per phase (A)	Switch	UK	Outlets in total
333.804	3G 1.5mm ²	2.0	UK	13		7	7
333.805	3G 1.5mm ²	2.0	UK	13	●	6	6



19" IT PDU Basic France (230V/50Hz)

· Cable type: 2.0m H05VV-F 3G 1.50mm²

· Phase(s): 1

· Current per phase: 16A

#	Plug	Miniature circuit breaker	RCD 30mA	Switch	UTE	Outlets in total
333.418	CEE 7/7				9	9
333.819	Terminal				8	8
333.419	CEE 7/7			●	8	8

With overvoltage protection

333.4061	CEE 7/7				8	8
333.838	CEE 7/7			●	7	7

With overvoltage protection | Mains and frequency filters


333.4063	CEE 7/7				6	6
333.840	CEE 7/7			●	5	5

With fuse

333.4065	CEE 7/7		●		6	6
333.4066	CEE 7/7	B16			6	6



IT POWER DISTRIBUTION



IT PDU Basic 1 U Vertical

For future-proofed, highly efficient power distribution in data centres, server racks and network racks.

The high-quality and very robust aluminium profile measures a compact 44 x 47 mm.

The space-saving design therefore provides space for data cabling and ventilation for cooling the server rack.

BENEFITS

- **Space-saving integration of PDU into the server rack with scope for modular add-ons**
- **High-quality and very robust aluminium profile**
- **Phases identified by colour**
- **PDU with single or double infeed to increase performance or to create redundancies, up to 96 A per PDU**
- **Customised and country-specific solutions in series quality on request**



IEC60320 C19 with IEC Lock

The IEC Lock system protects computers, as servers and electrical equipment can become accidentally disconnected due to vibrations.

IEC60320 C13, lockable

Two locking clips to secure two connection cables. IEC60320 C13 with IEC Lock available as an option.



Power distribution units

#	Cable type H05VV-F-	Cable length (m)	Plug	Phases	Miniature circuit breaker C16A	C13	with locking clips 940.103	C19	CEE 7/3	Outlets in total	Dimensions (mm)
---	------------------------	------------------	------	--------	-----------------------------------	-----	-------------------------------	-----	---------	------------------	-----------------

16A/230V/50Hz

800.1657	3G 2.5 mm ²	3	CEE	1		24	●	3*		27	1075x44x47
800.2335	3G 2.5 mm ²	3	CEE	1		16			4	20	735x44x47

19" | 16A/400V/50Hz

800.0111	5G 2.5 mm ²	3	CEE	3				6*		6	482.6x44x47
----------	------------------------	---	-----	---	--	--	--	----	--	---	-------------

16A/400V/50Hz

800.0104	5G 2.5 mm ²	3	CEE	3		18		3*		21	821x44x47
800.0105	5G 2.5 mm ²	3	CEE	3		18				18	821x44x47
800.0107	5G 2.5 mm ²	3	CEE	3					15	15	821x44x47
800.0109	5G 2.5 mm ²	3	CEE	3		12			6	18	821x44x47
800.1656	5G 2.5 mm ²	3	CEE	3		24		3*		27	1075x44x47
800.0113	2x5G 2.5 mm ²	2x3	2xWEF**	6		36			12	48	1840x44x47
800.0114	2x5G 2.5 mm ²	2x3	2xWEF**	6		48				48	1840x44x47
800.2337	5G 2.5 mm ²	3	CEE	3		18			3	21	734x44x47
800.2282	5G 2.5 mm ²	3	CEE	3		24		6		30	1116x44x47
800.2339	5G 2.5 mm ²	3	CEE	3		24			6	30	1203x44x47
800.2283	5G 2.5 mm ²	3	CEE	3		24		6	6	36	1457x44x47
800.1453	5G 2.5 mm ²	3	CEE	3		36		6	6	48	1713x44x47
800.2341	5G 2.5 mm ²	3	CEE	3		36		6		42	1457x44x47
800.2342	5G 2.5 mm ²	3	CEE	3		36			6	42	1458x44x47

32A/230V/50Hz

800.0119	3G 4 mm ²	3	CEE	1	2	20				20	778x44x47
800.2336	3G 4 mm ²	3	CEE	1	2	24		4		28	1119x44x47

32A/400V/50Hz

800.0100	5G 4 mm ²	3	CEE	3	6			12*		12	1075x44x47
800.0101	5G 4 mm ²	3	CEE	3	6			6*		6	820x44x47
800.0102	5G 4 mm ²	3	CEE	3	6	36				36	1586x44x47
800.2338	5G 4 mm ²	3	CEE	3	6	24		6		30	1586x44x47
800.2340	5G 4 mm ²	3	CEE	3	6	24			6	30	1586x44x47



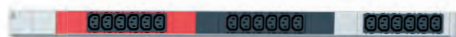
800.0113



800.0100



800.0107



800.0105

For **IEC60320** and **earthing contact plug connection cables** available in grey/black to distinguish from power supply (A/B), see page 174.

* C19 with IEC lock

**WEF = ferrules

Pictograms and their meaning can be found on page 279.

IT PDU Basic >1 U ALU

Power distribution units

- Torsionally rigid profile > 1 U (52 mm), profile depth 44 mm
- Modular socket design
- Standard socket colour white; other colours black, yellow, red, brown, blue and green also available
- Optionally with illuminated 2-pole switch
- High-quality electronic components, e.g. type III overvoltage protection, mains and frequency filters
- Mounting brackets included
- End caps riveted and not openable

19" PDU >1 U ALU (230V/50Hz)

- Power input: 2.0m, H05VV-F 3G 1.50mm² | Grey | With moulded right-angled plug with dual earthing contact system
- Phase(s): 1
- Current per phase: 16A
- set at 35°

#	Switch	CEE 7/3	Outlets in total	Dimensions
333.001		8	8	440x52x44 mm
333.000	●	7	7	440x52x44 mm
With overvoltage protection				
333.004		7	7	440x52x44 mm
333.005	●	6	6	440x52x44 mm
With overvoltage protection Mains and frequency filters				
333.002		5	5	440x52x44 mm
331.0202	●	4	4	440x52x44 mm



IT PDU Basic >1 U PVC

Power distribution units

- Torsionally rigid profile > 1 U (52 mm) in high-quality PVC, profile depth 44 mm
- Optionally with illuminated 2-pole switch
- Light grey colour similar to RAL7035
- High-quality electronic components, e.g. type III overvoltage protection, mains and frequency filters
- Mounting brackets included
- End caps riveted and not openable

19" PDU >1 U PVC (230V/50Hz)

- Power input: 2.0m, H05VV-F 3G 1.50mm² | Grey | With moulded right-angled plug with dual earthing contact system
- Phase(s): 1
- Current per phase: 16A
- set at 35°

#	Switch	CEE 7/3	Outlets in total	Dimensions
333.601		8	8	440x52x44 mm
333.600	•	7	7	440x52x44 mm
With overvoltage protection				
333.604		7	7	440x52x44 mm
333.605	•	6	6	440x52x44 mm
With overvoltage protection Mains and frequency filters				
333.602		5	5	440x52x44 mm




Stainless steel mounting bracket



Fitted at various heights and angles by fastening in the slots of the end cap.

Accessories

BlueNet BN2000 / BN2000 PLC

#	
329.3102	Temperature sensor 2.00m cable
329.3104	Combination temperature and air humidity sensor 2.00m cable




329.3104



329.3102

BlueNet BN3000 – BN7500 sensors

#	
802.0100	GPIO module

Including 2.0m CAT 5e supply cable with RJ45 plug on both ends

802.0101	Temperature sensor
802.0102	Combination temperature and air humidity sensor




802.0100



802.0101

Plug interlocks

#	
940.103	Locking clips C13 2-way Red Set for 12 C13 outlets
802.0010	Interlock C13/C19 universal height (6 pieces)
940.191	SecureSleeve C14 Red 6 pieces
940.192	SecureSleeve C14 Black 6 pieces
940.193	SecureSleeve C20 Red 6 pieces
940.194	SecureSleeve C20 Black 6 pieces



940.103


802.0010



940.191

940.192

Locking cap IEC60320 C13 & C19

#	
800.0050	C19 locking caps 10 items incl. unlocking tool
800.0051	C13 locking caps 10 items incl. unlocking tool
800.0052	Unlocking tool for locking cap




800.0050

800.0051

800.0052

RackFix tool-free mounting on 19" rail

· Self-locking fixing connector for tool-free mounting of PDUs in 19" rack

#	
940.166	Mounting clip, supplied in packs of 50
940.167	Disassembly tool for fixing clip




940.166

940.167

Shift inhibitor

· To protect against unintentional actuation of miniature circuit breakers and residual current devices


#	
940.140	Activation lock for circuit breakers and switches 1-pole To protect against unauthorised or dangerous activation of the switch lever



940.140

Mounting kits for IT PDUs

· The brackets are screwed to the PDU end cap using a screw connection (screws provided)


#	
940.142	Mounting brackets left and right (1 U)
940.096	Mounting brackets left and right (>1 U)

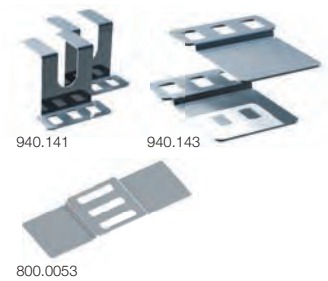


940.142

Mounting brackets for vertical/universal mounting profile variants

- Power strip is fixed by inserting into the profile groove provided
- No additional screws required

#	
940.141	Mounting brackets left and right (1 U)
940.143	Mounting brackets left and right (1 U) for vertical mounting
800.0053	Link for connecting two vertically mounted PDUs (1 U)




940.141

940.143

800.0053

Replacement mounting accessories (BN3000 – BN7500)

#	
802.0001	Universal mounting kit
802.0002	Mounting kit, rear
802.0003	Mounting kit, side
802.0004	Universal mounting kit with double holder



802.0001

802.0002

802.0003

Mounting options



802.0001



802.0002



802.0003

Glossary

10-inch (10") panel

A mounting frame with a standardised width of 10" = 254 mm, with holes for bolting to 10" racks. Used for events equipment, media and laboratory systems and in computer centres. As a rule, the panels have a height of 1 height unit (1 U) with a specified height of 1.75" = 44.5 mm.

19-inch panel (19")

A mounting frame with a standardised width of 19" = 482.6 mm, with holes for bolting to 19" racks. Frequently used for events equipment, media and laboratory systems and in computer centres. As a rule, the panels have a height of 1 height unit (1 U) with a specified height of 1.75" = 44.5 mm.

4-key keypad

Programmable illuminated buttons for controlling devices and media.

Audio jack or tip-ring-sleeve (TRS) connector

Internationally accepted electrical plug connector for transmitting AC or DC in the low-voltage (SELV – safety extra-low voltage) range. Jack plugs, sockets and couplings are used most typically for forwarding audio signals or for connecting a small electronic device to a power supply unit, for example. Jack plugs are often used for connecting headphones to audio equipment. Versions available:

3.5 mm (miniature jack) for portable devices (MP3 players, Discmans etc.), sound cards and small headphones.

6.35 mm (jack) for stereo systems and electronic music equipment (mixing desks, effects units, synthesisers, keyboards, electric pianos, electric guitars and guitar amplifiers).

Bandwidth

The difference between two frequencies that form the limits of a specific, unbroken frequency range between them.

Blank

Function in video output devices of switching to a black still frame.

BNC plug connectors – Bayonet Neill Concelman

are coaxial plug connectors with a bayonet lock for high frequencies up to approx. 1 GHz, in some cases up to 4 GHz, with a defined wave impedance of 50 or 75 Ω (interchangeable). They are used chiefly in radio and video systems. The BNC design has however also been used for transmitting weak DC and low-frequency AC signals and pulses in laboratory applications because of the shielding of the outer conductor from electrical interference. The coaxial construction thus provides protection against external electric fields. For this reason, connections to measuring devices such as oscilloscopes, frequency counters and function generators generally use BNC-type cables.

Button: automatic switch-off

Power strips that feature an automatic switch-off device are used to automatically switch off the power to the connected equipment. Pressing the button subsequently restores the power supply to the equipment connected to the automatic switch-off.

Button: stainless steel

For connecting by the user to control equipment and media

Button

Illuminated blue, various types (e.g. in desk control panels for controlling equipment). Rocker buttons are used for up/down control of external devices, e.g. screen, blinds etc.

CAT

In data connection technology, the following main categories and classes for equipment performance are generally accepted:

Category	Class	MHz	GB
CAT5e	D	100	1
CAT6	E	250	1
CAT6a	E	500	10
CAT7	F	600	10
CAT7a	F	1000	

The difference between category and class is that the individual components such as cable, socket, connector etc. are graded into categories. The overall performance of the sum of these components, i.e. of the complete data network, is referred to as the class. The class of the network as a whole is thus determined by the weakest components. Example: CAT6 cable and plug are connected to a CAT5e socket, the overall network therefore attains only class D. A distinction is made in data connection equipment between shielded and unshielded components. Worldwide, unshielded versions are most commonly

used; however, almost 100% of cabling in Germany is shielded. The currently applicable standard for this area of data connection technology is summarised in EN 50173.

Cinch (RCA)

For non-standardised plug connectors for transmitting electrical signals, primarily on coaxial cables. Colour code: Audio white = left analogue channel (sometimes also black); Audio red = right analogue channel; Orange = digital audio; Video yellow = composite video, analogue unmodulated TV picture signal in baseband (VBS or CVBS); Video green = Y (brightness); Video blue = Pb (colour difference); Video red = Pr (colour difference)

Coaxial cable (COAX)

Coaxial cable is a special type of cable with concentrically arranged conductors for carrying high-frequency signals, such as in TV systems for analogue CVBS or for digital studio signals (DSC).

Composite video

See **Cinch (RCA)**

Controller

See **Media control systems**

Crossover

In computer networking, a cross or crossover cable is an eight-wire twisted-pair cable with an RJ45 plug at each end, but where some of the wires have been swapped over in one of the plugs. It is required where two computers are connected together directly, for example. Instead of a crossover cable, an uncrossed cable can also be used in conjunction with a crossover adapter to obtain the required crossing of wire pairs. The simplest use of a crossover cable is to link two computers with network cards without necessarily requiring a hub or switch. The two computers connected in this way form a complete network on the smallest possible scale. Crossover cables can normally be dispensed with in gigabit Ethernet, since Auto-MDI-X is defined in the standard for this and is supported by most devices. In a crossover cable, the sent data wire is swapped with the received data wire at one end, so that data exchange is possible over a direct connection. If the send and receive wires had not been swapped at one end, no link between the machines would be obtained.

CVBS

See **Cinch (RCA)**

DisplayPort

A port for conveying image and sound signals (e.g. monitor, DVD player, plasma TV etc.)

DVB-C offers more channels – theoretically up to 500.

However, a paid-for cable connection is required to receive the signal. Commercial broadcasters using the digital cable network usually encrypt the signal, which then requires a smart card from the network operator to decode.

DVB-T allows up to 24 TV channels to be received via a conventional domestic TV antenna. The channels are broadcast without encryption and are therefore free of charge. So far, commercial broadcasters have only used DVB-T in urban areas.

DVB – Digital Video Broadcasting

By 2010, all radio and TV channels in Germany are expected to be transmitted via digital video broadcasting (DVB). The transmission paths available are terrestrial frequencies (DVB-T), cable (DVB-C) and satellite (DVB-S). A mobile radio standard (DVB-H) is still at the testing stage. In all cases, a special receiver is required to receive the signal.

DVI – Digital Video Interface

A digital interface for video signals. In this system, the sound has a separate input. The high-definition (HD) formats use the new HDMI input, however. There are three different types of digital video interface:

DVI-A transmits analogue signals only;

DVI-I is capable of transmitting both analogue and digital signals, while

DVI-D transmits digital signals only. If the new TFT monitor has a DVI-D interface, the old graphics card with analogue VGA output cannot be connected to it.

Ethernet

A protocol that controls data transfer in local area networks (LANs). This transmission standard was developed by the Californian Xerox corporation in 1976.

F-plug-connectors

(IEC 60169-24) are coaxial plug connectors with screw locking designed for high frequencies up to about 5 GHz with a defined wave impedance of 75 Ω. The most commonly used plug connector in satellite television systems worldwide.

FireWire

The FireWire interface is used for rapid data exchange between a computer and multimedia or other peripheral devices. Thanks to its high transfer rate, FireWire can also be used as an alternative to Ethernet (IP over FireWire).

Full-HD TV

Full-HD models offer TV and video images with 1920 x 1080 pixels – currently the highest pixel number in HDTV broadcasts or high-definition feeds. This picture quality represents five times the resolution of conventional TV pictures. Even when observed close up, the viewer cannot see any kind of pixel structure. Video projections benefit in particular from full-HD resolution. The term is mostly used to describe the ability of an HDTV-capable device to output the highest possible HD resolution.

Hardware detect

Automatic detection of incoming signals, e.g. if a laptop is connected to an output device while switched on, the output device automatically recognises this newly-connected device.

HDMI – High Definition Multimedia Interface

Interface for transmitting picture and sound data in HDTV and HD television systems. It enables fully digital transmission of video and digital sound with up to eight channels. The HDCP digital copy-protection system is built in.

HDTV – High Definition Television

HDTV has significantly higher resolution, shows the picture more sharply and with more detail, and is broadcast with an aspect ratio of 16:9 rather than the traditional 4:3. Resolution is up to 1920 x 1080 pixels. To receive HD pictures, a TV set is required that carries the "HD ready" seal.

Hi-Fi (high-fidelity)

is a quality standard for audio playback equipment.

Hosiden

See **S-video**.

Impedance

Impedance, sometimes also known as AC resistance, states the ratio of electrical voltage across a consumer (component, cable etc.) to the current drawn. Impedance is important when matching high-frequency cables and also in the transmission of electromagnetic waves in free space. If, for example, the input impedance of a device does not match that of the incoming cable, reflections occur that reduce the energy transmitted and this may result in resonance effects and thus a non-linear frequency response.

ISDN – Integrated Services Digital Network

International standard for a digital telephone network. Allows multiple channels to transmit simultaneously. A basic ISDN connection offers the user two independently available channels for telephone or Internet. Bandwidth is 64 kb/s.

Keystone

Universal dimensions (19.3 x 14.7 mm) for cut-outs for mounting components.

KNX

KNX technology resulted from the confluence of three established European bus standards, the European Installation Bus (EIB), the European Home Systems Protocol (EHS) and Batibus (used in heating/ventilation/climate control) to create a unified technological platform for all areas of home and building systems in the form of an international industry standard. KNX allows central control of practically all components of home and building systems technology, from lighting and heating to alarm systems, and offers advantages of convenience, security and economy for functional buildings as well as in residential settings. The KNX specification was presented by the then newly founded KNX Association in spring 2002. Based on the EIB standard, with which the new technology platform remains fully compatible, KNX emerged from the addition of new configuration mechanisms and transfer media that had originally been developed for Batibus and EHS. By 2003, KNX was ratified by CENELEC, the Brussels-based European committee for electrical standards, as European

Standard EN 50090. Shortly afterwards, it was ratified by the CEN standards institute under EN 13221-1 as the European standard for the automation of buildings.

LAN – Local Area Network

Computer network that links various computers and peripheral devices via cables or wireless over a restricted physical area.

LC

This plug is similar to the SC but smaller.

Loudspeaker connection

Stereo (red + white) with screw terminals for transmitting audio signals.

Media control

Control of video, power, lighting and audio systems in a building. Sound, light and video are controlled by appropriate commands. Media control allows all the devices to be used in a presentation to be linked and controlled in the desired time sequence.

Miniature jack

A 3.5 mm jack socket for transmitting audio signals (e.g. from laptop or PC to loudspeakers).

Mini USB

A compact plug or socket version of the USB standard. This version was developed for devices with restricted space such as mobile telephones and digital cameras.

MTRJ

An optical connector that accommodates two fibres; the junctions are embedded in a common plastic block in the shape of a RJ45 connector. This design also prevents any confusion of the outward and return line and is easy to insert and to remove. This connector is suitable for single-mode and multi-mode fibres.

MUTE

Switching of audio devices to silence.

Overvoltage protection with filter

Overvoltage protection – conforms to DIN VDE 0620-1:01-2002, EN 61643-11:08-2007, type 3, discharge current 6.5 kA, response time < 25 ns. Suitable for 16 A (miniature fuse on request) with varistors, temperature fuse, gas discharge arrester, visual LED function and failure indicator (acoustic signalling also available on request). Mains and frequency filters – conforming to VDE 0565-3:05-2006 for voltage peaks up to 30 MHz, damping diagram on data sheet.

OWG – Optical waveguides

Cables made up of, or including, optical fibre conductors with plug connectors for transmitting optical signals in the visible, ultraviolet or infra-red ranges. Fibre-optic cables form a reasonably pliable medium for transmitting optical signals or even higher-powered optical radiation.

PAL – Phase Alternating Line

The conventional television standard in Europe for analogue TV signals with a resolution of 720 x 576 pixels.

Potential-free contact

Used for communicating a status between electrical devices. Contact is normally established via a relay or optical coupler. This ensures that the electric circuits of the respective devices remain electrically isolated from one another. This solution is the simplest and safest method for transmitting digital data electrically, for example.

Power Con

A type of 3-pole power connector with coding and interlocking, most frequently used for stage equipment. The interlock mechanism protects against the plug being accidentally pulled out of its socket.

PS/2 interface (PS/2 connection, PS/2 port, originally "auxiliary port"). Commonly used 6-pole serial interface for input devices (e.g. mouse and keyboard) on personal computers.

RCA

See **Cinch (RCA)**

RGB signal

In an RGB signal, the colours red, green and blue are each transmitted and/or stored in their own channel. RGB signals are used for video transmission, e.g. on computers with a VGA interface or in video systems with SCART connections.

RJ (registered jack) connectors

These are standardised connectors for telecommunications cables. The standards describe the physical form of plugs and sockets and their contact configurations, and are designated by the letters RJ and a number (e.g. RJ-45), with or without the hyphen. Examples: RJ12 6P6C/ RJ45 8P8C

RJ12

see **RJ (registered jack) plug connectors**

Router

A device that forwards data packets through various networks. The router serves to calculate the connections between, for example, two local networks (LANs) and automatically establishes the optimum path for the data packets.

RS-232

Serial interface standard with 25-pole or 9-pole connector for serial data transmission. Also known as V.24. Both one-to-one pinouts and crossover configurations are commonly used.

S-VHS – Super Video Home System

An improved, downward-compatible VHS standard for home video-band recording that offers better picture resolution and greater colour accuracy. Horizontal image resolution is some 2/3 better than in VHS. S-VHS is a standard, not a connector. The S-VHS standard signal may however be transmitted via the S-video (Hosiden) connector.

S-video/Super Video system

S-video, also known as the Y/C process, designates a special analogue video signal process in which the "luminance" (brightness) information is transmitted and processed separately from the "chrominance" (colour information). An example application of S-video is in VHS video recorders.

SC

An optical connector used in new LAN installations. The right-angled design can be used for multi-mode and single-mode glass fibres. Average insertion loss is about 0.2 dB, maximum approx. 0.4 dB. The advantage of SC over the ST connector is the push-pull design – i.e. the plug locks in automatically when inserted and is released when pulled out. This allows the use of duplex connectors (two plugs linked by a duplex clip) and duplex connections can be inserted or removed simultaneously.

See **Cinch (RCA)**

Speakon

A plug connector designed for loudspeakers, offering a robust construction, a 20 A contact current capacity and secure interlocking. Speakon connectors are available in two-pole, four-pole and eight-pole versions; the 2-pole and 4-pole types are mutually compatible. The eight-pole version has a larger physical size. The number of contacts available in a single connector makes it possible to connect multi-channel passive systems, satellite subwoofer systems or multi-channel monitor loudspeaker constellations via a single cable.

ST

This connector (also known as a BFOC connector) is common in LANs and is suitable for single-mode and multi-mode optical fibre cables. Average insertion loss is about 0.3 dB, maximum approx. 0.5 dB.

Switch

A network component for linking multiple computers or network segments within a local area network (LAN). Switches analyse network traffic and make logical decisions.

TOSLINK

A standardised optical waveguide connection system for transmitting optical signals in the range up to about 20 Mbps. Used to carry digital audio signals between audio devices.

TrueHD

Audio standard for high-resolution media such as Blu-ray and HD DVD. TrueHD allows 100% loss-free compression of audio data. The codec allows a data rate of up to 18 Mbps.

USB – Universal Serial Bus

USB is used to connect a variety of devices together by cable. USB is a bit-serial bus on which the individual bits of a data packet are transmitted one after another. Devices with USB can be connected to one another while being operated since the newly connected devices are automatically detected. USB is used to connect, for example, printers, digital cameras, MP3 players and hard disks to a computer.

VBS

VGA/audio switch

Switches between multiple input sources (e.g. several laptops) as required and forwards the signal to output media devices (e.g. projector, monitor, loudspeaker).

VGA – Video Graphics Array

Refers to a computer graphics standard (EISA, 1987) that defines specific combinations of image resolution and number of colours (colour bit depth) as well as repeat frequency. VGA allows a resolution of 640 x 480 pixels, while VGA cables allow a higher resolution. The 15-pole VGA socket is used to transmit image signals (e.g. from laptop or PC monitor to a projector, VGA switch box etc.)

XLR


Industry standard for electrical plug connectors. Used in professional public-address and recording studio systems. 3-pole XLR connectors are used for analogue microphone and loudspeaker signals and for digital AES/EBU signals. 5-pole connectors are used for DMX digital lighting control data.

International socket types

M-earthing contact | Germany/type F

Output: 16 A/250 V max. 3680 W
Standard: DIN VDE 0620-1/construction type
DIN 49440/CEE 7/3
Colour: black, red, white, grey

Orientation: set at 35° or 90°
Module width: 42.5 mm
With shutter



M-UTE | France/type E

Output: 16 A/250 V max. 3680 W
Standard: NF C 61-314/CEE 7/5
Colour: black, red, white, grey
Orientation: set at 35°


Module width: 42.5 mm
With shutter



M-UTE IT | France/type E

Output: 16 A/250 V max. 3680 W
Standard: NF C 61-314/CEE 7/5
Colour: red
Orientation: set at 35°

Module width: 42.5 mm
With shutter
With additional mechanical plug-in fuse



M-CH T13 | Switzerland/type J

Output: 10 A/250 V max. 2500 W
Standard: SEV 1011
Colour: black, red
Orientation: set at 0°

Module width: 35 mm
With shutter



M-CH T23 | Switzerland/type J

Output: 16 A/250 V max. 3680 W
Standard: SEV 1011
Colour: black, red
Orientation: set at 90°

Module width: 42.5 mm
With shutter



M-USA | USA/type B

Output: 15 A/125 V
Standard: NEMA 5-15r
Colour: black
Orientation: set at 0°

Module width: 32 mm



M-UK FUSE | UK/type G

Output: 13 A/250 V max. 3200 W
(depends on fuse)
Standard: BS 1363/fuse in accordance with BS 1362
Colour: black

Orientation: set at 45° or 90°
Module width: 54 mm
With shutter



M-UK | UK/type G

Output: 13 A/250 V max. 3200 W
Standard: BS 1363
Colour: black
Orientation: set at 90°

Module width: 54 mm
 With shutter



M-IT | Italy/type L/F

Output: 10(16) A/250 V max. 2500(3680) W
Standard: CEI 23-50
Colour: black
Orientation: set at 35°

Module width: 45 mm
 With shutter



M-AUS | Australia/type I

Output: 10 A/250 V max. 2500 W
Standard: AS/NZS 3112
Colour: black
Orientation: set at 90°

Module width: 44.8 mm



M-CN | China/type I

Output: 10 A/250 V max. 2500 W
Standard: CPCS-CCC
Colour: black
Orientation: set at 90°

Module width: 42.5 mm



M-DK | Denmark/type K

Output: 10 A/250 V max. 2500 W
Standard: DS 107-2-D1
Colour: black
Orientation: set at 35°

Module width: 42.5 mm
 With shutter



M-DK IT | Denmark/type K

Output: 10 A/250 V max. 2500 W
Standard: DK 2-5a (DK IT)
Colour: black
Orientation: set at 35°

Module width: 42.5 mm
 With shutter



M-IEC C13

Output: 10 A/250 V max. 2500 W
Standard: IEC 60320
Colour: black
Orientation: set at 90°

Module width: 42.5 mm



M-IEC C19

Output: 16 A/250 V max. 3680 W
Standard: IEC 60320
Colour: black
Orientation: set at 90°

Module width: 42.5 mm



International plug types

Right-angled plug with earthing contact | CEE 7/7 (type E/F)

BACHMANN type: type 30
With dual earthing contact system

Suitable for (e.g.):
H03VV-F 3G 0.75 mm²
H05VV-F 3G 0.75 mm²
H05VV-F 3G 1.00 mm²
H05VV-F 3G 1.50 mm²
H07BQ-F 3G 1.50 mm²
H05BQ-F 3G 0.75 mm²



Central plug with earthing contact | CEE 7/7 (type E/F)

BACHMANN type: type 31
With dual earthing contact system

Suitable for (e.g.):
H03VV-F 3G 0.75 mm²
H05VV-F 3G 1.00 mm²
H05VV-F 3G 1.50 mm²
05RV4-F 3G 0.75 mm²
H03V4V4-H 3G 1.00 mm²
H03RT-H 3G 0.75 mm²



BACHMANN type: type 32
With dual earthing contact system
Splash-proof

Suitable for (e.g.):
H05VV-F 3G 1.50 mm²
H05RR-F 3G 0.75 mm²
H05RR-F 3G 1.50 mm²
H07RN-F 3G 1.00 mm²
H07RN-F 3G 1.50 mm²
H07BQ-F 3G 1.50 mm²
H07RN-F 3G 2.50 mm²



Coupling with earthing contact | CEE 7/3 (type F)

BACHMANN type: type 34

Suitable for (e.g.):
H05VV-F3G 1.00 mm²
H05VV-F 3G 1.50 mm²
H05VV-F 3G 2.50 mm²
H07RN-F 3G 1.00 mm²
H07RN-F 3G 1.50 mm²



Swiss plug | SEV 1011 T11 (type J)

BACHMANN type: type 11, 10A
2-pole

Suitable for (e.g.):
H03VVH2-F 2x 0.75 mm²
H05VVH2-F 2x 1.0 mm²
H05VV-F 2x 1.00 mm²



Swiss plug | SEV 1011 T12 (type J)

BACHMANN type: type 12, 10A
2-pole with earthing contact

Suitable for (e.g.):
H05VV-F 3G 1.00 mm²
H05VV-F 3G 1.50 mm²



Swiss coupling | SEV 1011 T11 (type J)

BACHMANN type: type 11 D
2-pole

Suitable for (e.g.):
H03VVH2-F 2x 0.75 mm²
H03VV-F 2x 0.75 mm²
H05VV-F 2x 1.00 mm²



Swiss plug | SEV 1011 T23 (type J)

BACHMANN type: type 23, 10A/16A
2-pole with earthing contact

Suitable for (e.g.):
H05VV-F 3G 1.00 mm²
H05VV-F 3G 1.50 mm²



Plug with protection class 0 | CEE 7/2 (type C)

BACHMANN type: type 44 2-pole	Suitable for (e.g.): H03VV-F 2x 0.75 mm ² H05VV-F 2x 0.75 mm ²	H05VV-F 2x 1.00 mm ² H05VV-F 2x 1.50 mm ²
---	---	--



UK plug | BS 1363 (type G)

BACHMANN type: type 45-2, 13A 2-pole Moulded with 13 A fuse	Suitable for (e.g.): H03VVH2-2x 0.75 mm ² H05VVH2-2x 0.75 mm ² H03VV-F 2x 0.75 mm ²	H05VV-F 2x 0.75 mm ² H05VV-F 2x 1.00 mm ²
--	--	--



BACHMANN type: type 45, 13A 2-pole with earthing contact Moulded with 13 A fuse	Suitable for (e.g.): H03VV-F 3G 0.75 mm ² H05VV-F 3G 0.75 mm ²	H05VV-F 3G 1.00 mm ² H05VV-F 3G 1.50 mm ²
--	---	--



USA plug UL/CSA | NEMA 1-15p (type A)

BACHMANN type: type 46-2 2-pole	Cable types to suit your requirements.	
---	---	--



USA plug UL/CSA | NEMA 5-15p (type B)

BACHMANN type: type 46 2-pole with earthing contact	Cable types to suit your requirements.	
---	---	--



Italy plug | CEI 23-50 S11 (type L)

BACHMANN type: type 49, 10A 2-pole with earthing contact	Suitable for (e.g.): H05VV-F3G 0.75 mm ² H05VV-F3G 1.00 mm ²	
--	---	--



Italy plug | CEI 23-50 S17 (type L)

BACHMANN type: type 50, 16A 2-pole with earthing contact	Suitable for (e.g.): H05VV-F3G 1.50 mm ²	
--	---	--



Denmark plug | DS 107-2D1 (type K)

BACHMANN type: type 47, 10A 2-pole with earthing contact	Suitable for (e.g.): H05VV-F3G 0.75 mm ² H05VV-F3G 1.00 mm ² H05VV-F3G 1.50 mm ²	
--	---	--



Denmark right-angled plug | DS 107-2D1 (type K)

BACHMANN type: type 47W, 10A 2-pole with earthing contact	Suitable for (e.g.): H05VV-F3G 0.75 mm ² H05VV-F3G 1.00 mm ² H05VV-F3G 1.50 mm ²	
---	---	--



Denmark IT plug | DK 2-5a

BACHMANN type: type 48, 10A 2-pole with earthing contact	Suitable for (e.g.): H05VV-F3G 0.75 mm ² H05VV-F3G 1.00 mm ² H05VV-F3G 1.50 mm ²	
--	---	--



Denmark IT right-angled plug | DK 2-5a

BACHMANN type: type 48W, 10A
2-pole with earthing contact

Suitable for (e.g.):
H05VV-F3G 0.75 mm²
H05VV-F3G 1.00 mm²
H05VV-F3G 1.50 mm²



Euro flat plug | CEE 7/16 (type C)

BACHMANN type: type 20 F

Suitable for (e.g.):
H03VVH2-F 2x 0.75 mm²
H05VVH2-F 2x 0.75 mm²



Contour plug | CEE 7/17

BACHMANN type: type 24 G

Suitable for (e.g.):
H05RN-F 2x 1.00 mm² H05BQ-F 2x 1.00 mm²
H07RN-F 2x 1.00 mm² H07BQ-F 2x 1.50 mm²
H07RN-F 2x 1.50 mm²



BACHMANN type: type 24 K

Suitable for (e.g.):
H05VV-F 2x 0.75 mm²
H05VV-F 2x 1.00 mm²



BACHMANN type: type 24 S
Splash-proof
Shock-resistant

Suitable for (e.g.):
H07RN-F 2x 1.00 mm² H05BQ-F 2x 1.0 mm²
H07RN-F 2x 1.50 mm² H05BQ-F 2x 1.5 mm²



Non-heating device coupling, central | IEC 60320-C13

BACHMANN type: type 35
2-pole with earthing contact
70 °C

Suitable for (e.g.):
H05VV-F 3G 0.75 mm²
H05VV-F 3G 1.00 mm²



Non-heating device coupling, angled | IEC 60320-C13

BACHMANN type: type 35 W
2-pole with earthing contact
On right, on left
70 °C

Suitable for (e.g.):
H05VV-F 3G 0.75 mm²
H05VV-F 3G 1.00 mm²



Non-heating device plug, central | IEC 60320-C14

BACHMANN type: type 35 S
2-pole with earthing contact
70 °C

Suitable for (e.g.):
H05VV-F 3G 0.75 mm²
H05VV-F 3G 1.00 mm²



Non-heating device coupling, central | IEC 60320-C17

BACHMANN type: type 35-S
2-pole
70 °C

Suitable for (e.g.):
H05VV-F 2 x 0.75 mm²
H05VV-F 2 x 1.00 mm²



Non-heating device coupling, angled | IEC 60320-C17

BACHMANN type: type 35-2W
2-pole
On right, on left
70 °C

Suitable for (e.g.):
H05VV-F 2x 0.75 mm²
H05VV-F 2x 1.00 mm²



Non-heating device plug, central | IEC 60320-C18

BACHMANN type: type 35 S
2-pole
70 °C

Suitable for (e.g.):
H05VV-F 2 x 0.75 mm²
H05VV-F 2 x 1.00 mm²



Heating device coupling | IEC 60320-C15a

BACHMANN type: type 37
2-pole with earthing contact
155 °C
Mounted

Cable types to suit your requirements.



Coupling for small appliances | IEC 60320-C7

BACHMANN type: type 25 D
120 °C
Mounted

Suitable for (e.g.):
H03VVH2-F 2 x 0.75 mm²



BACHMANN International

Intercompany | Partner | Country Managers

 **ALBANIA**
BACHMANN GMBH
Zlatko Zivkovic – Region Manager
Telephone +381 69 57 75 017
Email zlatko.zivkovic@bachmann.com
Web www.bachmann.com

 **ASIA PACIFIC**
BACHMANN HONG KONG LTD
8/F, No. 88 Hing Fat Street
Causeway Bay, Hong Kong
Telephone +852 28 022 638
Fax +852 28 342 938
Email en@bachmann.com
Web www.bachmann.com

 **AUSTRIA**
BACHMANN GMBH
Tobias Herd – Country Manager
Telephone +49 711 86 602-912
Email tobias.herd@bachmann.com
Web www.bachmann.com

BURISCH ELEKTRO SYSTEMTECHNIK GMBH
Percostraße 16
1220 Vienna
Telephone +43 1250 010
Fax +43 125 001 250
Email office@burisch.co.at
Web www.burisch.co.at

 **BELGIUM**
VANDER ELST NV – SA
Oostvaarddijk 42
1850 Grimbergen
Telephone +32 2 242 79 59
Fax +32 2 242 26 24
Email info@vanderelst-electric.eu
Web www.vanderelst-electric.eu

 **BOSNIA-HERZEGOVINA**
BACHMANN GMBH
Zlatko Zivkovic – Region Manager
Telephone +381 69 57 75 017
Email zlatko.zivkovic@bachmann.com
Web www.bachmann.com

 **BULGARIA**
BACHMANN GMBH
Zlatko Zivkovic – Region Manager
Telephone +381 69 57 75 017
Email zlatko.zivkovic@bachmann.com
Web www.bachmann.com

 **CROATIA**
BACHMANN GMBH
Zlatko Zivkovic – Region Manager
Telephone +381 69 57 75 017
Email zlatko.zivkovic@bachmann.com
Web www.bachmann.com

 **CZECH REPUBLIC**
BACHMANN GMBH
Tobias Herd – Country Manager
Telephone +49 711 86 602-912
Email tobias.herd@bachmann.com
Web www.bachmann.com

ELEKTRO-SYSTEM-TECHNIK S.R.O.
Pod Pekárnami 338/12
19000 Praha 9-Vysocany
Telephone +420 266 090 711
Fax +420 266 090 717
Web www.est-praha.cz

 **DENMARK**
BACHMANN GMBH
Janina Steinhilber – International Sales
Ernstthaldestraße 33
70565 Stuttgart
Telephone +49 711 86 602-915
Fax +49 711 86 602-34
Email janina.steinhilber@bachmann.com
Web www.bachmann.com

 **ESTONIA**
BACHMANN GMBH
Margo Kõrgesaar – Country Manager
Tempera 5
51011, Tartu
Telephone +372 51 78 489
Email margo.korgesaar@bachmann.com
Web www.bachmann.com

 **FINLAND**
BACHMANN GMBH
c/o Petri Helin – Country Manager
Liikälankuja 6
00950 Helsinki
Finland
Mobile +35 850 55 30 500
Email petri.helin@bachmann.com
Web www.bachmann.com

 **FRANCE**
BACHMANN S.A.R.L.
Showroom address:
Micro Parc – Bâtiment E
33, Rue des Chardonnerets
93290 Tremblay en France
Postal address:
BP60364 Tremblay en France
95942 ROISSY CDG CEDEX
Telephone +33 1 48 63 17 00
Fax +33 1 48 63 17 08
Email contact@bachmann.com
Web www.bachmann.com

 **GERMANY**
BACHMANN GMBH
Ernstthaldestraße 33
70565 Stuttgart
Telephone +49 711 86 602-0
Fax +49 711 86 602-34
Email info@bachmann.com
Web www.bachmann.com

 **GREECE**
BACHMANN GMBH
Zlatko Zivkovic – Region Manager
Telephone +381 69 57 75 017
Email zlatko.zivkovic@bachmann.com
Web www.bachmann.com

 **HUNGARY**
BACHMANN GMBH
Tobias Herd – Country Manager
Telephone +49 711 86 602-912
Email tobias.herd@bachmann.com
Web www.bachmann.com

BURISCH VILLANYSZERELÉSI RENDSZEREK
Kereskedelmi kft.
Schweidel u. 2
1047 Budapest
Telephone +36 1 399 8020
Fax +36 1 369 5731
Email burischkft@burisch.hu
Web www.burisch.net

 **IRAN**
FARED COMPANY
F10, No 8, Kooshesh Alley
Sohrevardi North st
Tehran
Telephone +98 21 88 752 720
Fax +98 21 88 752 849
Email info@fared.ir
Web www.fared.ir

 **IRELAND**
LMC ELECTRICAL SYSTEMS
Les McCormack
Oak House, Unit 1 Oak Park Industrial Estate
Oak Rd, Western Industrial Estate
Dublin 12
Telephone +353 14 242 414
Fax +353 14 242 411
Email sales@lmces.com
Web www.lmces.com/en

 **ITALY**
BACHMANN GMBH
Antonello Longo – Country Manager
Mobile +39 392 0040266
Email antonello.longo@bachmann.com
Web www.bachmann.com

HÄFELE ITALIA S.R.L.
Distribution FACILITY & KITCHEN SOLUTIONS
Via della Valle, 69
20841 Carate Brianza
Telephone +39 0362 57 741
Fax +39 0362 57 74 477
Email info@hafele.it
Web www.hafele.com

COMM-TEC S.R.L.
Distribution AUDIO/VIDEO
Via Proventa 90
48018 Faenza
Telephone +39 0546 622 080
Fax +39 0546 622 090
Email commerciale@comm-tec.it
Web www.comm-tec.it

 **LATVIA**
BACHMANN GMBH
Margo Kõrgesaar – Country Manager
Tempera 5
51011, Tartu
Telephone +372 51 78 489
Email margo.korgesaar@bachmann.com
Web www.bachmann.com

 **LITHUANIA**
BACHMANN GMBH
Margo Kõrgesaar – Country Manager
Tempera 5
51011, Tartu
Telephone +372 51 78 489
Email margo.korgesaar@bachmann.com
Web www.bachmann.com

 **LUXEMBOURG**
MARCO ZENNER S.À.R.L.
Matériel électrique & informatique
Zone Industrielle Zare Est
4385 Ehlerange
Telephone +352 44 15 441
Fax +352 45 57 73
Email contact@zenner.lu
Web www.zenner.lu

 **MACEDONIA**
BACHMANN GMBH
Zlatko Zivkovic – Region Manager
Telephone +381 69 57 75 017
Email zlatko.zivkovic@bachmann.com
Web www.bachmann.com

 **MONTENEGRO**
BACHMANN GMBH
Zlatko Zivkovic – Region Manager
Telephone +381 69 57 75 017
Email zlatko.zivkovic@bachmann.com
Web www.bachmann.com

 **NETHERLANDS**
BACHMANN GMBH
Jeroen Deurloo – Country Manager
Mobile +31 614 389 276
Email jeroen.deurloo@bachmann.com
Web www.bachmann.com

Office Cabling Systems BV
Distributiestraat 51F
4283 JN Giessen
Nederland
Telephone +31 183 309 425
Fax +31 183 309 424
Email info@ocsystems.nl
Web www.ocsystems.nl

 **NORWAY**
BACHMANN GMBH
Janina Steinhilber – International Sales
Ernstaldenstrasse 33
70565 Stuttgart
Telephone +49 711 86 602-915
Fax +49 711 86 602-34
Email janina.steinhilber@bachmann.com
Web www.bachmann.com

ERGOLINE AS
Distribution FACILITY SOLUTIONS
Oksenøyveien 80
1366 Lysaker
Telephone +47 67 58 79 79
Email post@ergo-line.com
Web www.ergo-line.com


 **POLAND**
BACHMANN GMBH
Rafal Nowakowski – Country Manager
Telephone +48 508 121 066
Email rafal.nowakowski@bachmann.com
Web www.bachmann.com

P.P.U.H EL-TEAM SP. Z O.O.
Al.Mlodych 26-28
41-106 Siemianowice Sl
Telephone +48 32 204 36 28
Fax +48 32 220 00 05
Email el-team@el-team.com.pl
Web www.el-team.com.pl

 **PORTUGAL**
BACHMANN S.A.
Edificio Trade Center
Avda.Corts Catalanes 5-7, 1ª Planta
08173 Sant Cugat del Valles – Barcelona
Telephone +34 93 50 41 253
Fax +34 93 50 41 273
Email info@bachmann.es
Web www.bachmann.com

DNL – DUARTE NEVES, L.DA
Distribution to electrical wholesalers
Qta dos Estrangeiros
Rua D, 78
2665-601 Venda do Pinheiro
Telephone +351 219 668 100
Email info@duarteneves.pt
Web www.duarteneves.pt

 **ROMANIA**
BACHMANN ROMANIA S.R.L.
Str. Stadionului 88
551105 Medias
Telephone +40 269 806 730
Fax +40 269 846 730
Email info@bachmann.ro
Web www.bachmann.com

 **RUSSIA**
NORKPALM
Pavel Poslanchik
Ryabinovaya 61A
121471 Moscow
Telephone +7 495 92 13 999
Email p.poslanchik@norkpalm.ru
Web www.norkpalm.ru

 **SERBIA**
BACHMANN GMBH
Zlatko Zivkovic – Region Manager
Telephone +381 69 57 75 017
Email zlatko.zivkovic@bachmann.com
Web www.bachmann.com

 **SLOVAKIA**
BACHMANN GMBH
Tobias Herd – Country Manager
Telephone +49 711 86 602-912
Email tobias.herd@bachmann.com
Web www.bachmann.com

EST ELEKTRO-SYSTEM-TECHNIK, S.R.O.
Mnešická 11
915 01 Nové Mesto nad Váhom
Telephone +421 327 740 810
Fax +421 327 740 821
Email info@est-slovensko.sk
Web www.est-slovensko.sk

 **SLOVENIA**
BACHMANN GMBH
Zlatko Zivkovic – Region Manager
Telephone +381 69 57 75 017
Email zlatko.zivkovic@bachmann.com
Web www.bachmann.com

 **SPAIN**
BACHMANN S.A.
Edificio Trade Center
Avda.Corts Catalanes 5-7, 1ª Planta
08173 Sant Cugat del Valles – Barcelona
Telephone +34 93 50 41 253
Fax +34 93 50 41 273
Email info@bachmann.es
Web www.bachmann.com

 **SWEDEN**
ANDERSSON SYSTEM
P. Andersson AB
Västra Rydsvägen 134
196 31 Kungsängen
Telephone +46 8 581 753 00
Mobile +46 70 438 20 65
Fax +46 8 581 753 01
Email info@p-andersson.se
Web www.p-andersson.se

 **SWITZERLAND**
BACHMANN GMBH
Steffen Moser – Country Manager
Mobile +49 160 95 087 993
Email steffen.moser@bachmann.com
Web www.bachmann.com

MAX HAURI AG
Weidstrasse 16
9220 Bischofszell
Telephone +41 71 42 42 525
Fax +41 71 42 42 590
Email verkauf@maxhauri.ch
Web www.maxhauri.ch

RIEDO NETWORKS LTD – BLUENET PARTNER
Route de la Fonderie 6
1700 Fribourg
Telephone +41 26 50 55 000
Email info@riedonetworks.com
Web www.riedonetworks.com

 **UK**
BACHMANN ELECTRICAL ENGINEERING LTD
Chloe Stratton – Customer Services
1 South Fens Enterprise Park
Fenton Way, Chatteris, Cambridgeshire PE16 6WA
Telephone +44 135 469 225
Fax +44 135 469 1614
Email chloe.stratton@bachmann.com
Web www.bachmann.com

BACHMANN GMBH
Hans-Georg Stöver – Country Manager
Mobile +49 170 943 50 29
Email hans-georg.stoever@bachmann.com
Web www.bachmann.com

E1E10 LIMITED
Distribution IT POWER SOLUTIONS
1 South Fens Enterprise Park
Fenton Way, Chatteris, Cambridgeshire PE16 6WA
Telephone +44 1223 421 838
Fax +44 1223 420 844
Email sales@e1e10.com
Web www.e1e10.com

 **UKRAINE**
V.E.S. GROUP LTD
Kharkovskoye shosse 201-203
02121 Kiev
Telephone +380 44 36 40 004
Email bachmann@vesgroup.com.ua
Web vesgroup.com.ua

Index

#	
344.175	166
346.170	166
346.171	166
346.172	166
347.170	166
347.171	166
347.172	166
348.171	166
348.172	166
116.270	176
116.271	176
116.272	176
116.280	176
118.270	176
119.270	176
119.271	176
119.272	176
119.274	176
119.280	176
119.281	176
130.080	177
130.081	177
131.080	177
131.081	177
132.080	177
132.081	177
133.080	177
133.081	177
150.070	177
150.072	177
151.070	177
151.072	177
190.270	44
190.271	44
190.273	198
202.174	173
202.175	173
202.184	173
202.185	173
202.274	173
202.275	173
202.284	173
202.285	173
211.174	174
211.274	174

#	
233.184	169
233.185	169
233.186	169
233.284	169
233.285	169
233.286	169
240.187	172
240.189	172
241.175	173
241.275	173
244.875	172
244.876	172
246.174	173
246.175	173
246.176	173
246.185	173
246.186	173
246.375	173
246.376	173
248.174	173
248.175	173
248.176	173
248.185	173
248.186	173
249.875	172
249.876	172
251.173	176
251.183	176
300.000	23
300.001	23
300.002	23
300.003	23
300.004	23
300.005	23
300.006	23
300.007	23
300.008	23
300.011	23
300.012	23
300.030	23
300.049	23
300.050	23
301.174	171
301.175	171
301.274	171

#	
301.275	171
301.974	171
302.174	172
302.274	172
304.174	171
304.175	171
304.176	171
304.184	171
304.185	171
304.274	171
304.275	171
304.276	171
304.284	171
304.285	171
304.974	171
305.174	171
305.175	171
305.176	171
305.184	171
305.185	171
305.274	171
305.275	171
305.276	171
305.284	171
305.285	171
305.974	171
305.975	171
311.273	171
312.174	171
312.175	171
312.275	171
313.176	172
317.000	89
317.001	89
317.006	89
317.007	89
317.100	90
317.101	91
317.102	90
317.117	91
320.174	170
320.175	170
320.176	170
320.185	170
320.186	170

Index

#	☰
321.174	170
321.175	170
321.176	170
322.174	170
322.175	170
322.176	170
322.184	170
322.185	170
322.186	170
323.185	170
323.186	170
327.875	170
327.876	170
328.875	170
328.876	170
329.2000	239
329.3009	241
329.3010	241
329.3012	241
329.3013	241
329.3056	241
329.3057	241
329.3058	241
329.3059	241
329.3060	239
329.3061	239
329.3062	239
329.3063	239
329.3102	252
329.3104	252
329.3111	238
329.3143	238
329.3144	238
329.3145	238
329.3146	238
329.3147	238
329.3148	238
329.3149	238
329.3150	238
329.3151	238
329.3152	238
329.3153	238
329.3154	238
329.3155	238
329.3156	238
329.3157	238
329.3158	238
330.070	21
330.071	21
330.072	21

#	☰
330.073	21
330.100	25
330.100F	25
330.101	25
330.101F	25
330.102	25
330.103	25
330.104	25
330.104F	25
330.105	25
330.106	25
330.106F	25
330.107	25
330.140	25
330.142	25
330.153	25
330.300	25
331.000	21
331.006	21
331.007	21
331.010	21
331.011	21
331.012	21
331.013	21
331.014	21
331.0202	250
331.032	21
331.035	21
331.040	21
331.055	21
331.071	21
331.072	21
331.074	21
331.089	21
331.154	21
332.071	21
333.000	250
333.001	250
333.002	250
333.004	250
333.005	250
333.0122	246
333.0500	81
333.071	21
333.1007	81
333.1008	81
333.400	245
333.401	245
333.402	245
333.403	245

#	☰
333.404	245
333.405	245
333.406	245
333.4061	247
333.4063	247
333.4065	247
333.4066	247
333.407	246
333.408	245
333.410	245
333.411	245
333.412	245
333.413	246
333.416	245
333.417	246
333.418	247
333.419	247
333.505	245
333.506	245
333.534	245
333.535	245
333.536	245
333.537	245
333.538	245
333.539	245
333.540	245
333.600	251
333.601	251
333.602	251
333.604	251
333.605	251
333.616	245
333.804	247
333.805	247
333.815	245
333.819	247
333.830	245
333.838	247
333.840	247
336.003	28
336.004	28
336.006	29
336.014	28
336.015	28
336.039	28
336.046	28
336.065	28
336.067	28
336.072	28
336.079	28

Index

#	☰
336.088	28
336.600	27
336.601	27
336.603	27
336.604	27
336.606	27
336.626	27
338.0080	83
338.0081	83
338.0200	69
338.0201	69
338.0203	75
338.0204	75
338.0205	75
338.0206	75
338.0210	69
338.0212	69
338.0219	69
338.0221	69
338.0230	69
338.0231	69
339.1000	118
339.1001	118
339.1002	118
339.1004	118
339.1005	118
339.1006	118
339.1018	117
339.1020	117
339.110	117
341.184	168
341.185	168
341.186	168
341.189	168
341.200S	168
341.201S	168
341.202S	168
341.203S	168
341.281	168
341.284	168
341.285	168
341.286	168
341.287	168
341.288	168
341.289	168
341.870	168
341.879	168
341.880	61
343.170	167
343.171	167

#	☰
343.172	167
343.173	167
343.174	167
343.175	167
343.176	167
343.177	167
343.179	167
343.191	167
343.192	167
343.370	168
343.371	168
343.372	168
343.373	168
344.170	166
344.171	166
344.172	166
344.174	166
349.006	63
349.007	63
349.008	45
349.009	45
349.010	45
349.011	45
349.012	63
349.013	46
349.017	63
349.018	63
349.020	45
349.027	63
349.028	63
349.029	63
349.035	63
349.044	37
349.045	37
349.046	37
349.183	63
349.184	37
349.185	37
349.203	50
349.300	46
349.301	46
349.302	46
349.303	46
349.304	46
349.310	46
349.311	46
349.311	46
351.174	174
351.184	174
351.974	174

#	☰
351.984	174
352.174	175
352.175	175
353.175	174
353.185	174
353.975	174
353.985	174
354.127	174
356.119	169
356.120	169
356.127	169
356.169	169
356.171	169
356.172	174
356.1721	174
356.1722	174
356.1723	174
356.1731	169
356.1732	169
356.1733	169
356.174	169
356.175	169
356.183	169
356.1971	175
356.1972	175
356.1973	175
356.1974	175
356.1975	175
356.900	169
356.901	169
356.902	169
356.903	169
356.904	169
356.905	174
356.906	174
356.907	174
356.908	174
356.909	174
356.910	169
356.911	169
356.918	169
356.935	169
356.936	169
356.937	175
356.938	175
356.939	175
356.940	175
356.941	175
356.974	169
356.975	169

Index

#	☰
361.174	175
361.184	175
372.174	175
372.184	175
373.174	175
375.000	182
375.003	182
375.005	182
375.007	182
375.016	182
375.017	182
375.018	182
375.038	183
375.039	182
375.040	183
375.044	182
375.045	182
375.046	182
375.050	183
375.053	183
375.055	183
375.064	183
375.068	182
375.069	182
375.070	182
375.071	183
375.072	183
375.073	183
375.075	182
375.076	183
375.079	183
375.080	183
375.081	183
375.082	183
375.083	183
375.101	184
375.102	184
375.105	184
375.106	184
375.115	182
375.116	182
375.117	182
375.127	183
375.128	183
375.129	183
375.500	184
375.501	183
375.502	29
375.503	184
375.504	55

#	☰
375.505	55
375.506	55
375.507	55
375.514	55
375.515	184
375.516	184
375.517	55
375.518	183
375.529	29
381.109	37
381.121K	31
381.130K	31
381.141S	33
381.144S	33
381.147K	31
381.148K	31
381.149K	31
381.150K	31
381.151K	31
381.152K	31
381.221K	31
381.223K	31
381.230K	31
381.241S	33
381.244S	33
381.246K	31
381.247K	31
381.248K	31
381.249K	31
381.2501K	31
381.2507K	31
381.250K	31
381.2512K	31
381.251K	31
381.252K	31
381.450K	31
381.800	30
381.801	30
382.204	32
382.205	32
384.272S	33
385.170	31
385.270	31
387.170	31
387.171	31
387.172	31
387.270	31
387.270S	33
387.271	31
387.271S	33

#	☰
387.272	31
387.274S	33
387.275S	33
388.170	31
388.171	31
388.172	31
388.270	31
388.271	31
388.272	31
388.371	31
388.471	31
392.180	40
392.181	40
392.182	40
392.183	40
392.187	41
392.189	41
392.190	41
392.191	41
393.002	41
393.006	41
394.175	36
394.179	185
394.180	36
394.182	36
394.183	193
394.184	193
394.187	193
394.188	193
394.190	193
394.191	193
395.180	40
395.181	40
396.181	40
396.182	40
396.183	40
396.184	39
396.187	40
397.003	39
398.180	40
398.181	40
398.182	40
398.183	40
398.186	40
398.200	38
399.000	38
399.003	38
399.004	38
399.005	38
399.006	38

#	☰
399.007	38
399.009	38
399.010	38
399.012	38
399.180	39
399.181	39
399.182	39
399.186	39
399.189	39
420.0012	19
420.0013	19
420.0014	19
420.0017	19
420.0018	19
420.0019	19
420.0021	19
420.0022	19
420.0068	19
420.0069	19
624.871	179
641.1701	198
641.1711	198
641.2701	198
641.2711	198
654.180	181
654.181	181
654.182	181
654.280	181
654.281	181
654.282	181
654.283	181
654.284	181
663.170	179
663.171	179
663.270	179
665.870	179
665.871	179
672.180	178
672.181	178
672.271	179
672.280	178
672.281	178
681.880	180
681.881	180
681.882	180
682.880	180
682.881	180
682.882	180
683.880	180
683.881	180

#	☰
683.882	180
684.880	180
684.881	180
684.882	180
685.880	180
685.881	180
685.882	180
692.180	181
692.181	181
692.182	181
692.280	181
692.281	181
692.282	181
693.180	180
693.181	180
693.182	180
693.280	180
693.281	180
693.282	180
693.283	181
720.000	198
720.006	193
720.013	195
720.020	194
720.021	194
720.022	194
720.025	196
720.026	196
720.029	196
720.030	196
720.031	196
720.035	195
720.036	195
720.037	195
722.009	195
730.004	195
730.005	198
730.008	198
740.000	197
740.001	197
740.002	197
740.003	197
740.004	197
740.005	197
740.006	197
740.010	197
740.011	197
740.012	197
740.015	197
740.017	197

#	☰
800.0050	252
800.0051	252
800.0052	252
800.0053	253
800.0100	249
800.0101	249
800.0102	249
800.0104	249
800.0105	249
800.0107	249
800.0109	249
800.0111	249
800.0113	249
800.0114	249
800.0119	249
800.0120	246
800.1258	247
800.1259	247
800.1260	247
800.1261	247
800.1262	247
800.1263	247
800.1264	247
800.1265	247
800.1453	249
800.1656	249
800.1657	249
800.2054	243
800.2055	243
800.2063	243
800.2067	243
800.2068	243
800.2135	243
800.2154	243
800.2282	249
800.2283	249
800.2284	245
800.2331	245
800.2332	245
800.2333	245
800.2334	246
800.2335	249
800.2336	249
800.2337	249
800.2338	249
800.2339	249
800.2340	249
800.2341	249
800.2342	249
800.2395	243

Index

#	☰
800.2396	243
800.2398	243
800.2399	243
800.2400	243
800.2401	243
800.2402	243
800.2403	243
800.2404	243
800.2405	243
800.2406	243
800.2407	243
800.2408	243
800.2409	243
800.2410	243
802.0001	253
802.0002	253
802.0003	253
802.0004	253
802.0010	252
802.0100	252
802.0101	252
802.0102	252
802.3004	228
802.3004-S	228
802.3005	228
802.3005-S	228
802.3006	228
802.3007	228
802.3010	228
802.3011	228
802.3012	228
802.3012-S	228
802.3013	228
802.3013-S	228
802.3014	228
802.3015	228
802.3016	228
802.3018	228
802.3018-S	228
802.3019	228
802.3019-S	228
802.3020	228
802.3022	234
802.3023	234
802.3024	234
802.3024-S	234
802.3025	234
802.3025-S	234
802.3030	234
802.3030-S	234

#	☰
802.3031	234
802.3031-S	234
802.3032	234
802.3039	235
802.3041	228
802.3042	228
802.3055	234
802.3055-S	234
802.3065	235
802.3067	229
802.3068	229
802.3069	229
802.3070	229
802.3071	235
802.3072	235
802.3500	227
802.3500-S	227
802.3501	227
802.3501-S	227
802.3502	227
802.3503	227
802.3506	227
802.3507	227
802.3508	227
802.3508-S	227
802.3509	227
802.3509-S	227
802.3510	227
802.3511	227
802.3514	227
802.3514-S	227
802.3519	227
802.3520	227
802.3522	233
802.3522-S	233
802.3525	233
802.3526	233
802.3527	233
802.5002	226
802.5003	226
802.5004	226
802.5005	226
802.7000	225
802.7000-S	225
802.7001	225
802.7001-S	225
802.7002	225
802.7003	225
802.7006	225
802.7007	225

#	☰
802.7008	225
802.7008-S	225
802.7009	225
802.7009-S	225
802.7010	225
802.7011	225
802.7014	225
802.7014-S	225
802.7021	225
802.7022	225
802.7024	233
802.7025	233
802.7026	233
802.7027	233
802.7500	224
802.7500-S	224
802.7501	224
802.7501-S	224
802.7502	224
802.7503	224
802.7506	224
802.7507	224
802.7508	224
802.7508-S	224
802.7509	224
802.7509-S	224
802.7510	224
802.7511	224
802.7514	224
802.7514-S	224
802.7521	232
802.7523	224
802.7524	224
802.7530	232
802.7531	232
802.7532	232
821.000	23
821.001	23
821.002	23
821.003	23
821.017	23
821.032	23
821.033	23
852.101	58
852.103	58
852.104	58
852.107	58
852.9821	59
900.002	50
900.003	50

Index

#	☰
900.004	50
900.005	50
900.010	50
900.011	50
900.012	50
900.013	50
900.1077	59
900.180	41
900.181	41
900.187	41
900.400	85
900.401	85
900.402	85
900.403	85
900.404	85
900.405	85
900.406	85
900.407	85
900.408	85
900.409	85
900.410	85
900.411	85
902.000	117
902.001	117
902.002	117
902.003	117
902.004	117
902.0048	117
902.0049	117
902.005	117
902.0050	117
902.006	117
902.007	117
902.008	117
902.0089	117
902.009	117
902.0096	118
902.010	117
902.0142	118
902.0161	117
902.0168	118
902.017	117
902.0182	117
902.0183	117
902.0184	117
902.0185	117
902.0192	117
902.0218	118
902.0219	118
902.0220	118

#	☰
902.0221	118
902.0222	118
902.0234	118
902.024	117
902.0243	118
902.0245	118
902.0250	118
902.026	118
902.0260	118
902.0261	117
902.0382	117
902.054	118
902.0562	117
902.0578	117
902.068	117
902.1017	117
902.1076	117
902.1309	117
902.1313	117
902.1432	118
902.166	117
902.1804	117
902.1992	117
902.200	113
902.201	113
902.202	113
902.203	113
902.204	113
902.2048	113
902.205	113
902.206	113
902.207	113
902.208	113
902.209	113
902.211	113
902.213	113
902.214	113
902.228	113
902.229	113
902.230	113
902.231	113
902.232	113
902.300	113
902.301	113
902.302	113
902.3641	113
902.380	113
902.400	114
902.401	114
902.402	114

#	☰
902.403	114
902.404	114
902.4048	114
902.405	114
902.406	114
902.407	114
902.408	114
902.409	114
902.411	114
902.428	114
902.429	114
902.430	114
902.431	114
902.432	114
902.500	114
902.501	114
902.502	114
902.5711	114
902.5712	114
902.600	114
902.602	114
902.603	114
902.611	114
902.705	114
902.706	114
902.725	114
902.726	114
903.003	35
903.107	188
903.108	188
903.109	188
903.110	188
903.201	162
903.203	162
903.204	153
903.205	153
903.206	153
903.211	162
903.212	162
904.000	108
904.0001	108
904.001	108
904.002	108
904.003	108
904.004	108
904.005	108
904.006	108
904.007	108
904.008	109
904.009	109

#	☰
904.010	109
904.0100	108
904.011	109
904.012	109
904.020	108
904.021	108
904.022	108
904.023	108
904.024	108
904.025	108
904.026	108
904.027	108
904.045	108
904.052	109
904.100	184
904.900	109
906.000	28
906.001	28
906.002	28
906.003	28
906.005	29
906.0055	27
906.0059	27
906.0060	27
906.009	28
906.0113	28
906.014	28
906.024	28
906.031	28
906.067	28
906.0703	28
906.0704	28
906.071	28
906.080	28
906.093	28
906.1075	28
906.1086	28
906.1109	28
906.1306	27
906.150	28
909.000	73
909.001	72
909.002	73
909.0023	73
909.0024	73
909.0026	72
909.0027	72
909.0028	72
909.0029	72
909.003	73

#	☰
909.004	73
909.005	72
909.0056	73
909.0057	72
909.0058	72
909.0059	73
909.006	72
909.0060	72
909.007	72
909.008	72
909.009	72
909.010	73
909.011	73
909.012	72
909.013	72
909.014	72
909.015	72
909.016	72
909.017	73
909.0170	73
909.0172	72
909.0180	73
909.0191	72
909.020	72
909.025	73
909.028	73
909.029	73
909.033	72
909.050	72
909.058	73
909.065	73
910.002	46
910.100	49
910.1011	193
910.105	41
910.106	41
910.170	49
910.174	51
910.175	51
910.176	51
910.177	51
910.178	51
910.179	51
910.182	51
910.200	49
910.270	49
910.275	51
910.276	51
910.277	51
910.282	51

#	☰
910.470	49
910.971	49
911.000	75
911.001	75
911.002	75
911.003	75
911.004	75
911.005	75
911.025	79
911.026	79
911.028	79
911.029	79
911.170	49
911.171	49
911.172	49
911.270	49
911.271	49
911.272	49
911.273	49
911.470	49
911.500	83
911.501	83
911.502	83
911.503	83
911.900	76
911.901	76
911.903	76
911.904	76
911.905	76
911.906	76
911.907	76
911.908	76
911.909	76
911.910	76
911.913	76
912.000	81
912.000	128
912.001	80
912.001	128
912.002	81
912.003	81
912.004	80
912.005	80
912.0055	81
912.006	80
912.007	80
912.008	80
912.0080	81
912.009	81
912.010	81

Index

#	☰
912.011	80
912.012	80
912.013	80
912.014	80
912.015	81
912.0156	81
912.016	81
912.0167	81
912.0168	80
912.0169	80
912.017	80
912.0171	81
912.0172	80
912.018	80
912.019	80
912.021	80
912.022	80
912.0221	80
912.023	81
912.024	80
912.025	80
912.0280	80
912.035	80
912.037	81
912.0400	81
912.045	81
912.170	50
912.173	51
912.174	51
912.1781	81
912.270	50
912.273	51
912.274	51
912.470	50
912.971	50
913.169	51
913.170	48
913.171	49
913.172	49
913.173	48
913.174	49
913.175	48
914.670	60
914.672	60
915.000	89
915.001	89
915.003	89
915.004	89
915.005	89
915.006	89

#	☰
915.022	87
915.170	52
915.171	52
915.172	52
915.173	52
915.174	52
915.175	52
915.270	52
915.271	52
915.500	87
915.501	87
915.502	87
915.503	87
915.504	87
915.970	52
915.971	52
915.973	52
916.000	90
916.001	90
916.002	90
916.003	90
916.0039	90
916.004	90
916.0040	90
916.0041	90
916.0042	90
916.005	90
916.006	90
916.007	90
916.010	90
916.023	90
916.024	90
916.025	90
916.0270	90
916.030	90
916.0361	90
916.0411	90
916.047	90
916.048	90
916.0510	90
916.0514	90
916.0516	90
916.0519	90
916.0520	90
916.059	91
916.060	91
916.0601	91
916.061	91
916.0611	91
916.062	91

#	☰
916.0621	90
916.0628	90
916.063	91
916.082	90
916.0821	90
916.086	90
916.091	90
916.100	90
916.1000	90
916.111	91
916.1110	90
916.112	91
916.1129	90
916.1192	91
916.1193	91
916.1227	90
916.1229	90
916.123	90
916.170	53
916.173	90
916.970	53
917.000	145
917.001	145
917.003	145
917.005	145
917.006	145
917.007	145
917.008	145
917.009	161
917.010	161
917.011	149
917.012	156
917.018	154
917.019	154
917.021	150
917.022	152
917.023	152
917.024	152
917.026	150
917.027	151
917.028	151
917.030	151
917.031	156
917.032	156
917.033	156
917.035	151
917.036	152
917.037	154
917.038	145
917.039	145

Index

#	☰
917.040	161
917.041	161
917.045	149
917.046	155
917.047	155
917.056	155
917.057	161
917.060	155
917.061	145
917.062	145
917.064	158
917.065	158
917.066	158
917.067	158
917.068	158
917.069	149
917.070	149
917.071	149
917.072	149
917.073	149
917.075	156
917.076	156
917.078	150
917.081	151
917.082	156
917.083	151
917.085	150
917.088	151
917.089	152
917.090	151
917.091	152
917.094	153
917.095	153
917.096	152
917.098	153
917.099	152
917.100	153
917.101	152
917.102	153
917.110	153
917.111	161
917.112	154
917.113	154
917.114	153
917.116	156
917.117	151
917.120	144
917.1203	186
917.1205	186
917.134	149

#	☰
917.135	155
917.139	158
917.140	158
917.141	154
917.143	150
917.145	150
917.150	149
917.152	155
917.153	145
917.157	143
917.158	145
917.159	145
917.161	150
917.162	151
917.163	152
917.164	152
917.165	152
917.166	161
917.167	161
917.168	158
917.169	158
917.170	52
917.171	52
917.172	52
917.173	52
917.182	154
917.183	150
917.193	155
917.195	155
917.198	155
917.214	143
917.222	149
917.224	154
917.400	144
917.401	144
918.001	119
918.002	76
918.003	185
918.006	185
918.007	185
918.008	185
918.009	188
918.015	189
918.016	189
918.017	188
918.018	188
918.019	187
918.0191	187
918.0192	187
918.0193	187

#	☰
918.020	187
918.0201	187
918.025	29
918.033	143
918.033	185
918.034	143
918.034	185
918.035	143
918.041	143
918.045	144
918.066	188
918.067	188
918.068	188
918.069	188
918.071	144
918.072	144
918.073	144
918.074	144
918.081	186
918.082	186
918.083	186
918.0951	187
918.0952	187
918.0953	187
918.106	115
918.107	115
918.110	115
918.111	115
918.122	115
918.123	29
918.124	115
918.170	53
918.171	53
918.176	186
918.177	186
918.178	186
918.900	97
918.900	99
918.900	101
918.900	104
918.900	109
918.900	111
919.014	61
919.015	61
919.016	61
919.018	61
919.021	57
919.022	57
919.023	57
919.024	57

#	☰
919.025	57
919.027	57
919.1000	129
919.1100	129
919.1101	129
919.169	51
919.171	48
919.176	49
919.177	48
919.178	48
919.179	48
919.183	62
919.189	62
919.190	62
919.2000	128
919.2001	128
919.2002	128
919.2003	128
919.2004	128
919.2005	128
919.273	32
919.284	62
919.371	185
921.000	60
921.003	60
921.004	59
921.005	59
921.010	59
921.011	59
921.012	60
921.271	32
922.0071	35
922.0111	35
922.0181	35
922.0231	35
922.082	35
922.083	35
922.096	35
922.097	35
922.098	35
923.000	42
923.001	42
923.002	42
923.006	121
923.007	121
923.008	121
923.010	121
923.011	121
923.012	121
923.174	48

#	☰
924.001	214
924.004	214
924.005	214
924.009	214
924.010	214
924.011	214
924.012	214
924.0161	202
924.0163	203
924.0164	203
924.0165	203
924.0166	202
924.0167	202
924.023	205
924.024	205
924.025	205
924.026	205
924.027	205
924.028	205
924.029	205
924.031	205
924.032	206
924.033	206
924.034	206
924.036	205
924.037	205
924.038	205
924.039	205
924.043	206
924.044	206
924.045	206
924.046	206
924.047	206
924.048	206
924.049	206
924.050	206
924.051	206
924.052	206
924.053	206
924.054	207
924.055	207
924.056	207
924.057	207
924.058	207
924.059	207
924.060	207
924.061	207
924.062	207
924.063	207
924.064	207

#	☰
924.065	207
924.066	207
924.067	207
924.068	207
924.069	207
924.071	209
924.072	209
924.073	209
924.074	209
924.075	204
924.076	204
924.077	204
924.078	204
924.079	204
924.080	204
924.081	204
924.082	204
924.083	202
924.090	211
924.091	211
924.092	211
924.094	211
924.095	211
924.096	211
924.097	211
924.098	211
924.099	211
924.101	214
924.1016	123
924.1018	125
924.103	209
924.1038	125
924.1041	124
924.1046	125
924.109	211
924.110	212
924.111	211
924.112	211
924.113	211
924.114	211
924.115	211
924.116	211
924.118	211
924.120	211
924.127	211
924.128	211
924.129	212
924.131	212
924.132	212
924.133	212

#	☰
924.134	212
924.136	212
924.137	210
924.1370	210
924.1371	213
924.1372	213
924.138	210
924.140	209
924.141	209
924.142	210
924.143	210
924.144	210
924.145	210
924.146	209
924.149	210
924.151	208
924.152	208
924.153	208
924.154	208
924.155	208
924.156	208
924.157	208
924.158	208
924.159	208
924.160	210
924.161	210
924.162	210
924.163	210
924.164	215
924.167	215
924.168	215
924.171	215
924.172	214
924.1740	60
924.181	212
924.182	212
924.183	212
924.184	213
924.185	213
924.186	213
924.187	213
924.188	213
924.201	214
924.203	209
924.224	199
924.225	199
924.250	199
924.259	205
924.260	205
924.261	206

#	☰
924.264	207
924.265	204
924.266	204
924.267	204
924.327	207
924.329	215
924.330	215
924.332	199
924.334	199
924.336	204
924.338	203
924.340	203
924.342	203
924.343	203
924.344	203
924.349	36
924.3491	36
924.350	199
924.351	184
924.352	199
924.353	203
924.354	202
924.355	199
924.4000	124
924.4001	124
924.4002	124
924.4003	124
924.4004	124
924.4009	124
924.5002	125
924.5003	125
924.6000	125
925.0022	71
925.0023	71
925.0034	71
925.0044	71
925.0047	71
925.0049	71
925.100	71
925.101	71
925.500	71
925.501	71
925.800	71
925.801	71
926.000	101
926.001	101
926.002	101
926.003	101
926.004	101
926.005	101


#	☰
926.006	101
926.007	101
926.010	101
926.100	101
926.101	101
926.102	101
926.200	101
926.900	97
926.900	101
927.000	94
927.001	94
927.002	94
927.003	94
927.004	94
927.005	94
927.006	94
927.007	94
927.008	94
927.009	94
927.010	94
927.011	94
927.012	94
927.050	94
927.051	94
927.052	94
927.053	94
927.054	94
927.055	94
927.057	94
927.058	94
927.059	94
927.061	94
927.062	94
927.064	94
927.100	93
927.101	93
927.102	93
927.103	93
927.200	95
927.201	95
927.203	95
927.204	95
927.206	95
927.207	95
927.209	95
927.210	95
927.251	95
927.254	95
927.257	95
927.260	95

#	☰
927.300	93
927.301	93
927.302	93
927.400	95
927.402	95
927.500	93
928.002	103
928.003	103
928.004	103
928.005	103
928.006	103
928.007	103
928.008	103
928.009	103
928.010	103
928.017	103
928.020	103
928.024	103
928.026	103
928.035	103
928.039	103
928.046	103
928.900	104
928.900	111
928.902	105
929.000	97
929.002	97
929.004	97
929.010	97
929.012	97
929.100	97
929.101	97
929.102	97
930.016	131
930.017	131
930.018	131
930.019	131
930.020	131
930.021	131
930.022	131
930.023	131
930.024	132
930.025	132
930.026	132
930.027	132
930.028	132
930.029	132
930.030	131
930.031	131
930.032	131

#	☰
930.033	131
930.034	133
930.035	133
930.036	133
930.044	133
930.045	133
930.049	131
930.050	131
930.054	133
930.057	133
930.058	131
930.059	131
930.060	134
930.061	134
930.062	134
930.063	134
930.064	134
930.065	134
930.090	132
930.091	132
930.092	132
930.094	133
930.096	133
930.097	133
930.098	132
930.099	132
930.100	132
930.120	115
930.120	119
930.137	132
930.138	133
930.139	133
930.143	161
930.164	133
930.165	133
930.166	132
930.180	119
930.182	119
930.183	119
930.300	137
930.301	137
930.302	137
930.303	137
930.310	137
930.320	137
930.330	137
930.900	135
930.901	135
930.902	135
930.903	135

#	☰
930.904	135
930.905	135
930.906	135
930.907	135
930.908	135
930.909	135
930.910	135
930.911	135
931.000	99
931.001	99
931.002	99
931.003	99
931.008	99
931.009	99
931.016	99
931.021	99
931.100	99
931.101	99
931.102	99
931.103	99
931.200	99
931.201	99
931.202	99
931.203	99
931.900	99
933.001	47
933.002	47
933.003	47
933.004	47
933.005	47
933.006	47
933.007	47
933.008	47
933.009	47
933.010	47
933.011	47
933.012	47
933.013	47
933.014	47
933.015	47
934.000	111
935.000	67
935.100	67
936.001	67
936.002	67
936.003	67
936.004	67
936.005	67
936.006	67
936.007	67

Index

#	
936.008	67
936.009	67
936.010	67
936.011	67
936.012	67
936.013	67
936.014	67
936.015	67
940.024	29
940.040	185
940.041	185
940.044	143
940.047	188
940.048	188
940.049	189
940.052	185
940.053	185
940.057	143
940.070	55
940.071	55
940.073	55
940.074	55
940.083	143
940.085	143
940.089	185
940.096	29
940.096	253
940.097	29
940.099	73
940.103	252
940.104	189
940.105	189
940.108	29
940.112	143
940.140	253
940.141	253
940.142	253
940.143	253
940.166	252
940.167	252
940.191	252
940.192	252
940.193	252
940.194	252
950.000	198
950.002	198
950.003	198
950.004	198

Pictograms and their meaning



Article number



Mains and frequency filters



Version



Colour



Price in €



Residual current circuit breaker



Socket outlet with earthing contact



Automatic switch-off



UTE socket



Rewirable



Swiss socket (10A)

19"

Compatible with 19" racks



UK socket (3.15A)



Custom Module



European socket



Keystone



Italy / socket outlet with earthing contact



USB charger



Socket orientation



Width



Switch



Dimensions



Overvoltage protection



Energy-efficient

Further information



Custom Module

Module that is screwed into an empty slot on a power strip.



Keystone

Module that is inserted into a custom module using a keystone mount.



In principle, all of our power strips have a **shutter**.

The TRADESMAN'S STRIP (p. 22) and the PDUs for IT power distribution (p. 216 onwards) are available without shutters.



For reasons related to the production process, there may be deviations from the specified dimensions and illustrations. We thank you for your understanding in this matter.



 **Bachmann GmbH**
Ernstaldenstr. 33
70565 Stuttgart | Germany

 +49 711 86602-0

 +49 711 86602-34

 info@bachmann.com

 www.bachmann.com